

BENTLEY CRICKET CLUB



**Yearbook
2007/08¹**

¹ Compiled by Stewart Jefferys (615)

Table of Contents

COMMITTEE AND CAPTAINS	4
THE PRESIDENT'S ADDRESS	5
COACHING STAFF REPORTS	6
GRAND FINAL RESULTS	7
FIRST GRADE – REPORT	8
FIRST GRADE – BATTING AND FIELDING	9
FIRST GRADE – BOWLING	10
FIRST GRADE – PARTNERSHIPS AND FIELDING VOTES	11
THIRD GRADE – REPORT	12
THIRD GRADE – BATTING AND FIELDING	13
THIRD GRADE – BOWLING	14
THIRD GRADE – PARTNERSHIPS AND FIELDING VOTES	15
FIFTH GRADE – REPORT	16
FIFTH GRADE – BATTING AND FIELDING	17
FIFTH GRADE – BOWLING	18
FIFTH GRADE – PARTNERSHIPS AND FIELDING VOTES	19
SEVENTH GRADE – REPORT	20
SEVENTH GRADE – BATTING AND FIELDING	21
SEVENTH GRADE – BOWLING	22
SEVENTH GRADE – PARTNERSHIPS AND FIELDING VOTES	23
NINTH GRADE – REPORT	24
NINTH GRADE – BATTING AND FIELDING	25
NINTH GRADE – BOWLING	26
NINTH GRADE – PARTNERSHIPS AND FIELDING VOTES	27
ONE DAY SIDE – REPORT	28
ONE DAY SIDE – BATTING AND FIELDING	29
ONE DAY SIDE – BOWLING	30
ONE DAY SIDE – PARTNERSHIPS AND FIELDING VOTES	31
LADDERS	32
RALPH DUNGEY MEMORIAL TROPHY AND	33
KALAMUNDA BUS SERVICE CONSISTENT PERFORMER	33
MILESTONES	34
DAVID “CHUCK” BERRY	35
SEASON – BATTING AND FIELDING	36
SEASON – BATTING AND FIELDING	37
SEASON – BOWLING	38
SEASON – BOWLING	39
CAREER – BATTING AND FIELDING	40
CAREER – BATTING AND FIELDING	41
CAREER – BOWLING	42
CAREER – BOWLING	43
TOP TEN RUNSCORERS FOR THE LAST 5 SEASONS	44
TOP TEN RUNSCORERS FOR THE LAST 5 SEASONS	45
TOP TEN WICKET TAKERS FOR THE LAST 5 SEASONS	46
TOP TEN WICKET TAKERS FOR THE LAST 5 SEASONS	47
PARTNERSHIP RECORDS	48
PARTNERSHIP RECORDS	49
TOP TEN – MOST GAMES	50
TOP TEN – MOST RUNS	51
TOP TEN – MOST FOURS	52
TOP TEN – MOST SIXES	53
HUNDRED CLUB	54
HUNDRED CLUB	55
TOP TEN – MOST WICKETS	56
TOP TEN – MOST BALLS	57
TOP TEN – MOST MAIDENS	58
7 WICKETS IN AN INNINGS	59
7 WICKETS IN AN INNINGS	60
HATTRICKS	60
TOP TEN – DISMISSALS	61
CLUB SCORES	62

Committee and Captains

President		Steve Shearing / Andrew Hayward
Vice President		Stafford Dawson
Treasurer		Fab Fanayan
Secretary		David Berry / Andrew Hayward
Committee Members		Stephen Cairns
		Chris Lockyer
		Peter Forrester
		Len Woodley
		Luke Johnson
		Greg Dart
		Simon Cleary
		Ben Mitchell
Assistant Coaches		Graeme Verco
		Steve Shearing
		Darren Solomon
		Ken Dawson
		Paul Coverdale
Chairman of Selectors		Ned Petta
Captains	1st Grade	Darren Solomon
	3rd Grade	Simon Magill
	5th Grade	Steve Paice
	7th Grade	Ken De Jager
	9th Grade	Geoff Dart
	One Day Side	Peter Smith

The President's Address

As I write this report I can't help but think about my best mate David Berry who passed away so tragically in November last year. I dedicate this report to David.

Our Club continues to grow and we should all be proud of the performances of young and old across the grades. There is no doubt the club is moving forward. We continue to advance our standing in the community, encourage more individuals to participate in sport, develop camaraderie within the club and hopefully forge lifelong friendships.

To the current committee, thank you on a job well done, some have done more than others, but all have contributed in their areas of their expertise. As a committee person you are expected to play a role however it is the people on the fringe of the committee that have really stepped up. To those persons we thank you very much.

To our coaches and selectors well done on putting forward 6 strong teams.

This year our club has been brilliantly lead by our Club Skipper Darren Solomon. The 1erth that Darren has bought to his team in particular, is the single biggest factor for our improvement from 5th to 2nd.

Well done to our Premiership Captains in Ken De Jager and Geoff Dart and our players that carried us to victory.

To our valued sponsors thank you again for your contributions throughout the season. Tonight we have many of you here and along with our special guests including club life members, Mayor of Canning Dr Michael Lekias, Federal Member for Swan Kim Wilkie, and Victoria Park MLA Ben Whyatt, along with Local councilors and representatives from the City Of Canning as well as apologies from our previous Premier of Western Australia Dr Geoff Gallop.

Thank you to all the partners and families of all the players who have been a part of our year, I look forward to seeing you all again come October 2008.

Best Regards Steve Shearing

The following was a comment that I had made over the last three years, and I feel it is appropriate that I share it with you again, with a "riding" comment,

2005/2006 & 2006/2007

Across the grades personally I can't help but feel there was still "petrol in the tank", our performances where admirable, but not scintillating and not special.

2006/2007

I believe we have made a large step moving forward in fulfilling our goals. Winning 3 premierships and a third in the club championship is a scintillating effort. However the key to improve to become scintillating and special I believe is hard work in the middle. Hard work is an attitude rather than a skill. Our attitude in this area can improve and I believe we have basis of players to do it.

2007/2008

We have shown that with hard "focused" work, we can cut the grade. Our on field leaders have shown that we must have a plan. We must be focused on that plan. Although our performance in finals was not what we expected, we were there. Many other clubs were not. We should not be complacent or satisfied. We can do better; we know that, we will do better.

My name is Steve Shearing and I am proud to be the President of the Bentley Cricket Club

RIP David Berry

Coaching Staff Reports

As we are all aware, the A Grade side finished second on the ladder, and as the goal at the start of the season was to finish in the top four, this result was extremely satisfactory.

The main reason we qualified second was that the side played as a team unit with all players contributing at some stage of the season, resulting in 8 wins for the year. You will not find many Bentley players figuring in the Association averages or awards.

Much of our success was due to Darren Solomon's appointment as captain and his ability to unite our side as a team unit. He instilled in the players minds that they could win games from any position we may have been in.

During the year we lost 3 games (Wembley Districts 1 and Subiaco/Marist 2) who have now qualified to play off in the grand final. For us to lose the semi final was extremely disappointing and hopefully the players are hurting as much as some of our older members who so desperately want to see Bentley win the A Grade premiership.

We are not far away from achieving that elusive premiership.

I would like to thank Steve Shearing, Andrew Hayward and all the committee for their support during the year. Special thanks to Greg Dart who worked tirelessly with Steve and Paul Coverdale in getting the Wyong turf pitch ready every week. Thanks also to Stafford and Ned for their assistance, Steve Cairns and Ray who organized practice, and Len Woodley for his work in the kitchen.

In what has been extremely difficult times during the year, Bentley should be proud in what they have achieved.

Cheers
Graeme Verco

Throughout the year the Cricketing Department have worked hard in recruiting new players to the Club, and no doubt they will be working hard in the future to maintain the standard of quality players we have at Bentley Cricket Club. At this point I would like to thank Andrew Hayward, Mark Petta, Graeme Verco and Steve Shearing for the guidance they have given me and the hard work and many hours they have all sacrificed in getting the job done.

I feel we as a Club have had a very successful year on and off the field. This is an excellent result and one that is very hard to achieve in a game that we have some much respect for. All Captains' should be commended for there excellent leadership roles and hard work in keeping their teams focused on the job at hand. Well done.

In closing once again I would like to thank all those people who have made the Bentley Cricket Club the Great Club that it is today and continue to be in the future, I would like to thank Committee Members, players and their families for all the support they have given throughout the season and look forward to your continue support throughout the seasons to come.

Regards
Stafford Dawson
Cricket Manager and Vice President

Grand Final Results

7th Grade Grand Final v Bassendean at R.A.Cook

D.MCKEIG	41	12 th MAN S.ARNOTT-DUNGEY			
S.JEFFERYS	8				
B.ELLIMAN	6	BASSENDEAN (71 overs) 10 for 100			
L.DUNGEY	4				
D.HAINES	0	WICKETS: 10, 13, 15, 30, 33, 57, 65, 67, 92,			
G.DAVIES	13	100			
J.DUFFY	36				
C.SCOTT	1	C.LOCKYER	20	7	2/28
S.CLEARY	14	K.DE JAGER	24	11	3/19
C.LOCKYER	5	S.CLEARY	13	7	3/13
K.DE JAGER	7*	D.MCKEIG	7	1	2/20
		B.ELLIMAN	3	0	0/9
SUNDRIES	2	C.SCOTT	4	2	0/6
TOTAL (60.1 overs)	10 for 137				

WICKETS: 22, 46, 52, 52, 73, 76, 77, 104, 122, 137

9th Grade One Day Grand Final v Western Suburbs at Bentley PS

S.JEFFERYS	38	12 th MAN L.HARRIS			
J.GEORGE	25				
C.TAYLOR	72	WESTERN SUBURBS (40 overs) 10 for 188			
G.DART	3				
J.WARREN	40*	WICKETS: 33, 46, 133, 147, 150, 150, 150,			
L.DUNGEY	16	152, 183, 188			
B.ELLIMAN	13				
B.KEENAN	2	J.GEORGE	7	0	2/38
G.NAIRN	13	G.NAIRN	10	4	1/35
L.JOHNSON	1	L.JOHNSON	3	0	0/31
D.SWANSSON	0*	D.SWANSSON	9	0	2/33
		C.TAYLOR	6	1	4/37
SUNDRIES	24	B.KEENAN	2.2	0	1/15
TOTAL (40 overs)	9 for 247				

WICKETS: 49, 118, 132, 154, 189, 213, 226, 244, 246

First Grade – Report

I would like to thank everyone involved with the Bentley Cricket Club for the support that was given to the A grade this year, it was very much appreciated by the whole squad.

We would also like to single a few people out that without their help we would not have been able to achieve what we have this season;

VERCS: One of the nicest bloke's I have had the pleasure of meeting. The one on one chats you have with boys is a great help to me and also to the squad as a whole. The support and advice you gave me throughout the season was SENSATIONAL and a big help.

OLD MAN SOL: Your work as our team manager was very much appreciated, whether it was running around the boundary to give 'pip' another drink or brewing that world famous cordial, you were always there for us. The support and advice you gave me throughout the season was also very much appreciated and yes I was listening most of the time.

DARTY: Thanks for your support throughout the season and also the power of work you put into the pitch preparation helping Covers.

ACE: You have worked so hard putting together the A grade squad and we are definitely moving in the right direction which has a lot to do with your tireless work! Thanks again.

We would also like to thank Steve and the committee for the power of work they do behind the scenes.

As for the season.... We are very proud of our second place and highest finish in over thirty years. The team improved this year in so many ways; more runs were scored as a team, more partnerships were built with the bat and the ball and most importantly we really begun to gel as a unit. We were never out of any game and I feel that strength will only get better.

We finished the season off with a record of 8 wins 2 losses and 1 draw and went into a semi final against Subiaco/Marist knowing we were good enough to go further. We had a great first day with the bowlers that had done the job for us all year excelling again; Chris Prescott, Shaun O'Shea, Paul Coverdale, Brendan Daye and Michael Knight. Unfortunately we faltered on the second day with the bat in hand and two hours of bad cricket made for a very disappointing end to the season.

As mentioned our batting did improve this year with more emphasis being put on batting as team and building partnerships, Paul Coverdale, Brendan Daye and the late starter in Arden Wittensleger all excelled with the bat this year. Our fielding and team work in the field was also a major improvement and had a lot to do with our success this year.

I would like to thank all the boys who played A grade this season as I thoroughly enjoyed my season with you. Special thanks go to Covers for your support and leadership this season, cheers mate. It is so important we do not go backwards next year and it is also important that the talent we have in the lower grades put their hands up to play higher grades. Although looking back we have achieved a lot this year there is also so much work to be done and lots of room for improvement, and more importantly lots of fun to be had!

Soly

First Grade – Batting and Fielding

Player	M	Inn.	N/O	Best Score	Runs	Bat Avg.	4s	6s	Cat./ Stp.	R/O
Coverdale, Paul S.	12	11	1	107*	344	34.40	32	4	2	2
Daye, Brendan	12	11	2	66*	289	32.11	28	0	2	0
Wittensleger, Arden	4	4	0	140	215	53.75	29	4	2/1	1.5
Paice, Laurence	10	10	0	39	193	19.30	19	0	7	0
Marcar, Crispian (Kip)	9	9	0	46	184	20.44	16	1	6	0
Knight, Michael	11	10	1	48	166	18.44	17	1	2	0.5
Prescott, Chris	12	8	3	40	151	30.20	21	1	5	1.5
Fanayan, Farbod	10	9	2	68	147	21.00	19	1	2	0.5
Kinsella, David	8	8	0	35	121	15.12	13	0	2	1.5
Solomon, Darren J.	10	6	2	34*	87	21.75	6	0	15/1	0.5
Warren, Paul	3	3	0	56	71	23.67	5	4	5	0
Fanayan, Omid	5	4	0	59	68	17.00	5	0	3	0
O'Shea, Shaun	11	7	4	21	66	22.00	10	0	2	0
Scholefield, Michael	5	4	0	37	46	11.50	9	0	1	0
Chellew, Chris	5	3	0	25	39	13.00	6	0	3	0
Worcester, Troy R.	4	3	0	12	14	4.67	1	0	3	0
Hewitt, Glen	1	0	0	0	0	N/A	0	0	0	0
D'Souza, Timothy	1	0	0	0	0	N/A	0	0	0	0
unknown										1

Career Records for this Side

Games: 236 – L.Dungey; 191 – B.Hayward; 189 – G.Farrall; 185 – A.Hayward; 167 – P.Quartermaine

Runs: 4509 – L.Dungey; 4076 – P.Quartermaine; 3761 – A.Hayward; 3311 – B.Hayward; 3083 – K.Esmond

Fours: 334 – L.Dungey; 294 – A.Hayward; 280 – B.Hayward; 264 – G.Farrall; 248 – P.Quartermaine

Sixes: 30 – L.Dungey; 29 – A.Magill; 17 – L.Thompson; 15 – D.Berry; 14 – P.Warren; 14 – B.Hayward; 14 – I.Dickerson

Dismissals: 141 – S.Mills; 129 – B.Hayward; 125 – K.Esmond; 115 – P.Warren; 107 – A.Hayward; 107 – L.Dungey

First Grade – Bowling

Player	Balls	Mdns	Wkts	Runs	Bowl Avg.	Best Bwlng	5wk inn.	7wk inn.	10wk mtch
Prescott, Chris	1148	43	23	430	18.70	5/27	3	0	0
Daye, Brendan	1127	35	23	470	20.43	5/54	2	0	0
O'Shea, Shaun	708	32	17	311	18.29	3/22	0	0	0
Coverdale, Paul S.	820	19	17	392	23.06	5/43	1	0	0
Knight, Michael	609	24	11	313	28.45	3/62	0	0	0
D'Souza, Timothy	100	4	5	62	12.40	5/62	1	0	0
Scholefield, Michael	174	8	4	77	19.25	2/33	0	0	0
Chellew, Chris	156	3	3	115	38.33	2/50	0	0	0
Kinsella, David	24	1	0	10	N/A	0/10	0	0	0

Career Records for this Side

Wickets: 605 – G.Farrall; 327 – B.Trouchet; 318 – S.Rankin; 271 – A.Malins; 255 – A.Hayward

Balls: 15184 – G.Farrall; 11561 – A.Hayward; 10443 – G.Nairn; 10353 – S.Rankin; 9790 – B.Trouchet

Maidens: 468 – G.Nairn; 441 – A.Hayward; 377 – A.Magill; 353 – S.Rankin; 295 – S.O'Shea

First Grade – Partnerships and Fielding Votes

Wicket	Runs	Dismissed	Not Out	Opponent	Ground
1	67	Kinsella, David	Marcar, Kip	Ocean Ridge	Flinders
2	71	Knight, Michael	Marcar, Kip	Swan Valley	Wyong
3**	186	Coverdale, Paul	Wittensleger, Arden	Ocean Ridge	Flinders
4	51	Coverdale, Paul	Paice, Laurence	South Perth	College
5	67	Daye, Brendan	Fanayan, Fab	Balcatta	Jones Paskin
6	156*	Coverdale, Paul	Daye, Brendan	Swan Valley	Wyong
7	97*	Daye, Brendan	Fanayan, Fab	High Wycombe	Wyong
8	110	Fanayan, Omo	Warren, Paul	Whitfords	Wyong
9	65	Paice, Laurence	Prescott, Chris	Western Suburbs	Wyong
10	39	O'Shea, Shaun	Solomon, Darren	Fremantle/Mosman Park	Gil Fraser

Note: ** indicates the partnership is a new club record for this side.

Player	Votes
Paice, Laurence	73
Fanayan, Fab	69
Prescott, Chris	60
Solomon, Darren J.	54
Coverdale, Paul	50
Fanayan, Omo	49
Knight, Michael	46
Warren, Paul	31
Daye, Brendan	24
Kinsella, David	23
Marcar, Kip	17
Chellew, Chris	5
Worcester, Troy	5
O'Shea, Shaun	5
Scholefield, Michael	4
Wittensleger, Arden	4
D'Souza, Tim	3

Third Grade – Report

The reigning 3rd grade premiers were set for a good season in 2007/08 given the depth of the A-grade squad at the commencement of fixture 1. In many ways it was a good season yet again making it to the finals by finishing 3rd on the ladder. The reign came to a shock end in the semi-finals in an uncharacteristic defeat due to a poor batting performance by our powerful batting line up.

A few of the more memorable games included the 4th fixture against Fremantle/Mosman Park. This was the first game after David Berry's untimely passing which he was selected to play in earlier in the week. There was determination like no other to win this game and it had all the hallmarks of the way he played. The game against Western Suburbs was a modern day massacre. The team compiled the highest team score ever by a Bentley side. In a true team effort no individual scored a ton in the total of 405. Young spinner Chris Chellew (5 wickets) completed the rout dismissing them for 145.

By round 9 ladder leaders Subiaco/Marist had not been defeated. Batting first they made a competitive 239. Only once had a team chased more at Wyong on turf to win. The boys did it comfortably in a great team batting effort to make 274 with only 6 down to keep the winning streak at home intact.

Players of note this season which was particularly pleasing for me to see was the establishment of a new wave of young bowlers coming through the ranks. Tim D'Souza had an outstanding year and delivered on the potential he has promised for the last few seasons. He is now mastering his craft and can only get better and truly deserves to challenge for the role of the club's finest spinner. Hiten Shah was a stand out bowler in this grade. At times he was simply unplayable and a captain's dream to keep an end tied up. He is certainly an asset in the club's future plans. Chris Chellew showed a maturity beyond his years. He bowled some devastating spells of leg-spin and often claimed the scalp of the opposition's best batsman. His fielding and batting made him a valuable team member. Ben Mitchell came up for a few games at this level and now has a taste for the higher grades. He immediately looked at home and now knows that if he wants to put in some hard work anything is possible for him at this club.

The batting was strong all season thanks to a powerful middle order. Paul Warren and Troy Worcester were brutal against the bowling. Established batsmen Jos Welsh and Simon Magill also had a good season with the bat. Veteran Ken Dawson showed that he was not a spent force in the higher grades by consistently getting the team off to a good start at the top of the order. Omo Fanayan demonstrated greater maturity in his batting this season and was richly rewarded with a magnificent century.

The potential of this team was not reached, however the depth of ability looks to be in good shape for the flagship 1st grade next season. This team was more closely aligned to the 1st grade team than ever before which is a great sign for the future of the club.

Thank you to the committee this season for their continued support of this side and me as the captain. Praise also goes to Darren Solomon, Paul Coverdale and Ray Solomon for their professionalism and enthusiasm with the A-grade squad which kept me and the other players interested and performing at a higher level. To Jen Conley who was a godsend at home games to have someone getting to games even earlier than me and helping with the preparation. The players raved about her ability to get them right for the game and we would have had many more unavailable players due to injury if it were not for her expertise. To the many spectators that came to the game and supported us throughout the year thank you for your interest. Finally to my number one fan that was there every week your support for me was very much appreciated.

Simon Magill

Third Grade – Batting and Fielding

Player	M	Inn.	N/O	Best Score	Runs	Bat Avg.	4s	6s	Cat./ Stp.	R/O
Warren, Paul	6	6	0	85	297	49.50	43	6	3	0
Magill, Simon	12	12	1	71*	281	25.54	31	0	6	0.5
Welsh, Jos	10	11	3	52*	278	34.75	30	0	4	0
Worcester, Troy R.	4	5	2	85*	275	91.67	31	4	2	0
Fanayan, Omid	5	5	0	112	204	40.80	21	0	0	1
Dawson, Ken C.	7	7	0	58	173	24.71	17	1	0	0
Di Perna, John	12	9	1	59	171	21.38	23	0	10/6	1.5
Chellew, Chris	7	8	0	39	141	17.62	16	0	0	0.5
Harmer, Matthew J.	10	10	0	38	123	12.30	12	0	4	0.5
Wittensleger, Arden	2	2	0	89	98	49.00	16	3	2	0
D'Souza, Timothy	8	8	4	44	87	21.75	12	0	3	1
Hansen, Andrew	6	6	2	42*	82	20.50	5	1	2	1
Hewitt, Glen	5	5	0	48	74	14.80	7	0	1	0
Shearing, Steve J.	3	3	0	28	67	22.33	8	0	2	0
Mckay, Wade	6	6	3	20*	54	18.00	6	0	3	0
Paice, Laurence	2	2	0	39	40	20.00	3	0	0	0
Berry, David P.	1	1	0	37	37	37.00	6	0	0	0
Fanayan, Farbod	1	1	0	29	29	29.00	4	1	1	0
Shah, Hiten	6	4	2	11*	19	9.50	1	0	0	0
Barry, David K.	6	5	0	6	15	3.00	0	0	4	0
Hewitt, Damien P.	1	1	0	11	11	11.00	2	0	1	0
Warren, Justin	1	1	0	9	9	9.00	1	0	0	0
Taylor, Robert J.	6	3	1	4*	4	2.00	1	0	0	0
Groube, Tony	2	2	1	2*	2	2.00	0	0	0	1
Mitchell, Ben	4	1	0	1	1	1.00	0	0	1	0
unknown									3	

Career Records for this Side

Games: 151 – S.Magill; 131 – S.Cairns; 130 – G.Davies; 121 – G.Woodhead; 121 – M.Harmer

Runs: 2887 – S.Magill; 2855 – M.Harmer; 2318 – William Harmer; 2299 – P.Roberts; 2179 – B.Hayward

Fours: 293 – M.Harmer; 267 – S.Magill; 253 – B.Hayward; 248 – William Harmer; 209 – P.Roberts

Sixes: 46 – William Harmer; 24 – A.Magill; 22 – G.Sheppard; 19 – A.Malins; 18 – R.Fernandez

Dismissals: 178 – G.Davies; 81 – M.Harmer; 77 – B.Hayward; 74 – S.Magill; 70 – William Harmer

Third Grade – Bowling

Player	Balls	Mdns	Wkts	Runs	Bowl Avg.	Best Bwlng	5wk inn.	7wk inn.	10wk mtch
D'Souza, Timothy	706	39	22	296	13.45	5/40	1	0	0
Chellew, Chris	410	15	17	195	11.47	5/15	2	0	0
Shah, Hiten	646	48	13	180	13.85	4/21	0	0	0
Harmer, Matthew J.	501	12	13	249	19.15	4/19	0	0	0
Taylor, Robert J.	336	9	8	176	22.00	4/29	0	0	0
Mckay, Wade	466	9	8	274	34.25	3/51	0	0	0
Barry, David K.	435	14	6	215	35.83	3/33	0	0	0
Wittensleger, Arden	24	0	1	16	16.00	1/16	0	0	0
Fanayan, Omid	36	1	1	22	22.00	1/6	0	0	0
Welsh, Jos	23	0	1	28	28.00	1/11	0	0	0
Paice, Laurence	42	2	1	31	31.00	1/31	0	0	0
Hewitt, Damien P.	60	1	1	39	39.00	1/39	0	0	0
Mitchell, Ben	121	4	1	64	64.00	1/19	0	0	0
Hansen, Andrew	342	10	1	163	163.00	1/39	0	0	0
Fanayan, Farbod	2	0	0	1	N/A	0/1	0	0	0
Warren, Paul	1	0	0	1	N/A	0/1	0	0	0
Hewitt, Glen	12	1	0	3	N/A	0/3	0	0	0
Magill, Simon	18	1	0	4	N/A	0/1	0	0	0
Groube, Tony	42	0	0	26	N/A	0/12	0	0	0

Career Records for this Side

Wickets: 332 – A.Malins; 326 – G.Woodhead; 254 – R.Ritchie; 229 – G.Farrall; 201 – R.Street

Balls: 12583 – A.Malins; 9041 – G.Woodhead; 7417 – R.Street; 6398 – R.Ritchie; 5661 – M.Lukan

Maidens: 474 – A.Malins; 283 – M.Lukan; 237 – I.Dickerson; 228 – M.Harmer; 219 – R.Harmer

Third Grade – Partnerships and Fielding Votes

Wicket	Runs	Dismissed	Not Out	Opponent	Ground
1	74	Chellew, Chris	Worcester, Troy	South Perth	Wyong
2	77	Paice, Laurence	Harmer, Matthew	Doubleview/Carine	Monyash
3	117	D'Souza, Tim	Fanayan, Omo	Balcatta	Wyong
4	52	Wittensleger, Arden	Welsh, Jos	South Perth	Wyong
5**	133	Warren, Paul	Welsh, Jos	Western Suburbs	Rosalie
6	57	Shearing, Steve	Magill, Simon	Fremantle/Mosman Park	Wyong
7	107	Di Perna, John	Magill, Simon	Fremantle/Mosman Park	Wyong
8	47	Di Perna, John	Worcester, Troy	South Perth	Wyong
9	48	Di Perna, John	Mckay, Wade	Western Suburbs	Rosalie
10	61*	Worcester, Troy	Shah, Hiten	South Perth	Wyong

Note: ** indicates the partnership is a new club record for this side.

Player	Votes
Magill, Simon	121
Di Perna, John	89
D'Souza, Tim	77
Fanayan, Omo	55
Chellew, Chris	53
Paice, Laurence	38
Harmer, Matt	37
Welsh, Jos	36
Shearing, Steven	26
McKay, Wade	26
Warren, Paul	25
Groube, Anthony	23
Hansen, Andrew	19
Barry, David	19
Worcester, Troy	19
Warren, Justin	15
Wittensleger, Arden	12
Hewitt, Glen	9
Dawson, Ken	8
Taylor, Robert	5
Hewitt, Damien	3
Shah, Hiten	3
Mitchell, Ben	3
Berry, David	2
O'Shea, Shaun	2
Fanayan, Fab	1

Fifth Grade – Report

The Bentley 5th grade team rode a roller-coaster in the 2007/08 season, winning some games against teams that we probably didn't expect to, but losing to some of the worst teams in the competition, and in the end that cost us a finals berth as the season ended as a disappointment.

We started the year with a win by forfeit against the weakest team in the competition, and that result may have come back into our minds as the year went on and points and ladder jostling became more and more important. Following was a win against eventual premiers Doubleview/Carine, but a chance to play on turf ended up with a frustrating loss against Western Suburbs where we nearly defended 140. We then beat Fremantle/Mosman Park outright in an emotional tribute to Chucky, but lost the momentum when totally outplayed by Balcatta, leaving us 3-2 with Whitfords to come before Xmas.

A tough game ensued and we struggled with the bat and at 8/145 things looked grim, but Andrew Hansen played the best innings I saw all year in 5th grade and put on a valuable 80-odd with Blair Chapman, giving us 250 which we effortlessly defended.

At Xmas, I was realistically thinking we should finish in the four, needing to win 4 out of the last 5 games, with the first game after Xmas against High Wycombe being a must-win game. Unfortunately we picked the wrong game for our worst batting performance of the year, and lost in a deflating way.

A regulation win over South Perth followed, with Steve Shearing shining, but the next game against Subiaco/Marist ended up being the hardest pill to swallow, when we fought hard to make 230 against a quality bowling attack but couldn't bowl them out the next day, with most blokes just having one of those days in the field.

Statistically we could still make the finals but were comprehensively outplayed against Wembley Districts, ending our year after an all too familiar top-order batting collapse. The last game against Ocean Ridge was a dead rubber and in a way I think the long season took a toll on everyone as we lost to finish the season in 7th place on the ladder.

The season was full of highs and lows, but I won't mull over the lows - the highs were the batting of Steve Shearing, Chris Pritchard, Don McKeig, Glenn Davies and Glenn Hewitt and the bowling of Blair Chapman, Ed Daquino, Ben Mitchell and a host of other honest performers. Every player picked in my side gave 100% all the time, I never expected any less but it makes the job of being a first year skipper that much easier knowing you have a fully committed team behind you – not that I expected anything less from a team of Blue Boys.

Win or lose, we enjoyed each others company, and always had a beer and a laugh after the game. I am a severely competitive person and captain but have reached the conclusion that if you want to lose, you want to do it with your mates.

I'll miss someone here, but thanks to

- Pritchey, The Prez, Freighter and Glenny Davies for their vice-captaincy and 'senior input'
- Solly, Simon, Ken, Darty and PC for consisting a tight captaincy bunch
- Ned for taking players from my team late every selection night (just joking Ned, you did a great job)
- Ken Dawson for his input and constant challenging (I mean that in a good way Ken!)
- Stafford and the committee for the mountain of work they do
- Acer for his ongoing passion and for representing me at my first and last tribunal appearance!

And lastly to everyone at the club, we had a tough year off field losing a club legend, but everyone pulled together and had arguably our most successful season ever.

We have a lot of unfinished business from this year, and with the support of the committee I would love the opportunity to captain again next year.

Thanks
Steve Paice

Fifth Grade – Batting and Fielding

Player	M	Inn.	N/O	Best Score	Runs	Bat Avg.	4s	6s	Cat./ Stp.	R/O
Paice, Steve	10	10	0	144	262	26.20	37	0	4	0.5
Shearing, Steve J.	5	5	2	88*	259	86.33	24	1	2	0
Pritchard, Chris P.	8	10	1	87	252	28.00	31	2	14/1	0.5
Hendry, Jamie	8	8	0	40	127	15.88	17	1	5	0
Hewitt, Glen	5	6	0	34	123	20.50	16	0	1	0
Groube, Tony	7	9	0	34	107	11.89	13	0	3	0
Mckeig, Donald R.	4	4	0	66	103	25.75	10	1	2	0
Davies, Glenn M.	5	5	1	35	101	25.25	11	0	1	0
Mitchell, Ben	6	7	2	50	97	19.40	16	0	1	0.5
Daquino, Ed	7	6	0	22	89	14.83	10	0	0	0
Hansen, Andrew	1	1	1	89*	89	N/A	12	0	0	0
Jefferys, Stewart D.	4	4	0	52	63	15.75	3	0	2	0
Chapman, Blair	6	6	3	18	50	16.67	5	0	1	0
Warren, Justin	4	4	1	30	49	16.33	6	0	1	0
Hewitt, Damien P.	3	4	1	27*	43	14.33	5	0	2	0
D'Souza, Timothy	2	1	1	18*	18	N/A	3	0	1	0
Haines, Doug	2	3	0	8	16	5.33	3	0	0	0
Arnott-Dungey, Sheahan	4	3	2	8*	14	14.00	1	0	1	0
Taylor, Robert J.	4	3	0	7	13	4.33	1	1	0	0
Johnson, Luke	1	1	1	9*	9	N/A	0	0	0	0
Lockyer, Chris	1	1	0	8	8	8.00	0	1	0	0
Collins, Bradley	3	3	0	6	8	2.67	0	0	1	0
Scott, Chris	3	3	0	4	7	2.33	0	0	1/1	0
Mckay, Wade	1	1	1	4*	4	N/A	0	0	0	0.5
Gill, Nirmal	2	2	1	1*	1	1.00	0	0	0	0
Scholes, Glen W.	2	2	0	1	1	0.50	0	0	0	0
Dungey, Donald (Lloyd)	2	1	0	0	0	0.00	0	0	1	0.5
Wilde	0	0	0	0	0	N/A	0	0	1	0.5

Career Records for this Side

Games: 156 – G.Farrall; 118 – S.Cairns; 85 – P.Roach snr; 81 – John Williams; 75 – J.Warren

Runs: 2257 – S.Cairns; 2138 – J.Warren; 1403 – L.Dungey; 1393 – K.Chapman; 1375 – P.Roach snr

Fours: 204 – J.Warren; 140 – S.Cairns; 132 – J.George; 110 – S.Paice; 103 – P.Smith

Sixes: 24 – J.Warren; 22 – J.Hendry; 13 – J.Welsh; 12 – P.Roach jnr; 12 – P.Warren

Dismissals: 71 – Geoff Dart; 64 – J.Warren; 62 – S.Tagliaferri; 61 – Brendan Kelly; 55 – S.Cairns

Fifth Grade – Bowling

Player	Balls	Mdns	Wkts	Runs	Bowl Avg.	Best Bwlng	5wk inn.	7wk inn.	10wk mtch
Chapman, Blair	550	24	20	286	14.30	6/56	1	0	0
Mitchell, Ben	399	15	13	195	15.00	4/27	0	0	0
Daquino, Ed	462	16	13	253	19.46	3/16	0	0	0
Arnott-Dungey, Sheahan	143	3	8	77	9.63	2/2	0	0	0
Hendry, Jamie	678	27	8	311	38.88	2/39	0	0	0
Taylor, Robert J.	313	14	7	132	18.86	3/28	0	0	0
D'Souza, Timothy	176	8	6	58	9.67	4/23	0	0	0
Mckeig, Donald R.	112	2	6	62	10.33	3/16	0	0	0
Gill, Nirmal	138	6	4	79	19.75	2/11	0	0	0
Hewitt, Damien P.	282	14	4	118	29.50	2/59	0	0	0
Johnson, Luke	54	3	2	19	9.50	1/1	0	0	0
Groube, Tony	174	5	2	111	55.50	1/12	0	0	0
Jefferys, Stewart D.	18	1	1	6	6.00	1/6	0	0	0
Paice, Steve	36	0	1	15	15.00	1/1	0	0	0
Pritchard, Chris P.	12	0	0	6	N/A	0/6	0	0	0
Haines, Doug	6	0	0	6	N/A	0/6	0	0	0
Collins, Bradley	12	0	0	7	N/A	0/7	0	0	0
Scholes, Glen W.	18	1	0	11	N/A	0/11	0	0	0
Scott, Chris	12	0	0	12	N/A	0/12	0	0	0
Hewitt, Glen	28	0	0	14	N/A	0/5	0	0	0
Lockyer, Chris	18	0	0	24	N/A	0/24	0	0	0
Warren, Justin	18	0	0	25	N/A	0/25	0	0	0
Mckay, Wade	24	0	0	30	N/A	0/30	0	0	0

Career Records for this Side

Wickets: 446 – G.Farrall; 180 – John Williams; 166 – A.Malins; 146 – J.George; 120 – D.Scott

Balls: 13643 – G.Farrall; 5702 – A.Malins; 4997 – John Williams; 4595 – D.Scott; 4384 – J.George

Maidens: 365 – G.Farrall; 344 – A.Malins; 237 – D.Scott; 201 – J.George; 155 – John Hughes

Fifth Grade – Partnerships and Fielding Votes

Wicket	Runs	Dismissed	Not Out	Opponent	Ground
1	127	Groube, Tony	Paice, Steve	Fremantle/Mosman Park	Gil Fraser
2**	143	Paice, Steve	Pritchard, Chris	Fremantle/Mosman Park	Gil Fraser
3	49*	Pritchard, Chris	Hewitt, Damien	Western Suburbs	College
4	85	Paice, Steve	Jefferys, Stewart	Wembley Districts	Shelley
5	132	Mckeig, Donald	Shearing, Steve	South Perth	James Miller
6	62	Davies, Glenn	Shearing, Steve	Subiaco/Marist	Newman
7	43	Hendry, Janie	Davies, Glenn	Balcatta	Delwaney
8	64	Mitchell, Ben	Shearing, Steve	Subiaco/Marist	Newman
9	71	Chapman, Blair	Hansen, Andrew	Whitfords	Shelley
10	24	Arnott-Dungey, S.	D'Souza, Tim	Western Suburbs	College

Note: ** indicates the partnership is a new club record for this side.

Player	Votes
Paice, Steve	133
Pritchard, Chris	97
Hendry, Jamie	65
Groube, Tony	45
Jefferys, Stewart	37
Shearing, Steve	35
Dungey, Lloyd	34
Davies, Glenn	33
Hewitt, Glen	29
Wilde	29
Scott, Chris	25
Chapman, Blair	15
D'Souza, Tim	14
McKeig, Don	13
Warren, Justin	11
Hewitt, Damien	10
Gill, Nirmal	10
Mitchell, Ben	7
Daquino, Ed	6
Taylor, Robert	5
Collins, Brad	3
Haines, Doug	2
Arnott-Dungey, Sheahan	2
McKay, Wade	2
Scholes, Glen	1

Seventh Grade – Report

Back to Back Premiers 2006/07 & 2007/08

At the end of the season it's time for us captains to sit back relax and reflect on the season that was. For 7th Grade you could say it was a highly successful season by not only winning the Minor premierships but by also winning the Grand Final against Bassendean.

In reflection the success of the team on the field wasn't because we were loaded with superstars it was because the guys that played gave it 100%, enjoyed their cricket and played as a team and not as individuals. And due to this there wasn't a reliance on any one player to perform week in week out as there were always other guys ready to step up and do what was required to win.

But to get these results much work goes on not just in the game track but on the training track and behind the scenes and therefore there are many people to be thanked.

I will start by thanking my Vice Captain Chris Lockyer, we didn't always see eye to eye through the year and both of us like do things completely different but we still had the same philosophy and that was that the team needed to enjoy their cricket and both of us believed that this would bring us success (which it did).

The other people to thank are the Coaching Staff, Committee, Chairman of Selectors, Cricket Manager and the Captains from all our other Grades this year. The amount of work all of you guys have put in this year must be commended so thank you all (If I missed anyone please blame Stew as I have only had 20 minutes to write this). ((Stew - DON'T LIE KEN!!))

I would also like to give a special thank you to one Jennifer Conley for helping not just myself but many guys at the club to stay on the field even when our bodies were saying we've had enough. You will be sorely missed.

And lastly I would like to thank all the guys that played 7th grade this year as not only did you make it a successful season but more importantly a very enjoyable season.

Just before I finish my spiel I would like to congratulate 9th Grade for their One Day Premiership and winning the Minor Premiership this year and I would also like to congratulate all the teams that made Finals this year. It shows that we are heading in the right direction and in the coming years we should dominate this competition in all grades. Lets bring home 7 Flags next season. Hope to see you all back then when 7th Grade tries for a threepeat.

CARN THE BLUEBOYS, HERE WE GO NOW.

Ken de Jager

Seventh Grade – Batting and Fielding

Player	M	Inn.	N/O	Best Score	Runs	Bat Avg.	4s	6s	Cat./ Stp.	R/O
Haines, Doug	11	12	2	65	348	34.80	41	3	5/1	0.5
Duffy, Jack	7	6	0	101	219	36.50	29	0	11	1
Mckeig, Donald R.	8	9	1	49	213	26.63	20	1	6	0
Elliman, Bradley R.	6	7	2	79*	188	37.60	23	1	2	0
Cleary, Simon	9	8	1	68	171	24.43	21	4	3	0
Dungey, Donald (Lloyd)	7	7	0	58	149	21.29	18	0	1	0.5
Davies, Glenn M.	6	5	1	66*	138	34.50	11	0	8	0
De Jager, Ken	11	9	4	40	132	26.40	15	0	7	0.5
Lockyer, Chris	10	8	0	41	131	16.38	11	3	4	0
Collins, Bradley	5	7	1	71	125	20.83	14	0	0	0
Scott, Chris	7	7	1	79	114	19.00	16	0	4	0
Scholes, Glen W.	6	8	1	44	112	16.00	11	2	2	0
Patel, Harsh J.	3	4	0	51	90	22.50	11	0	2	0
Daquino, Ed	1	1	0	73	73	73.00	12	1	0	0
Jefferys, Stewart D.	3	3	1	39*	65	32.50	5	0	1	0.5
Tyler, Allan	1	1	0	58	58	58.00	7	2	0	0
Paice, Steve	1	1	0	50	50	50.00	5	1	1	0
Ambati, Raviteja	2	2	0	18	32	16.00	5	0	0	0
Mitchell, Ben	1	1	1	31*	31	N/A	4	1	0	0
Perrozzi, Sergio	2	2	0	23	30	15.00	3	0	0	0
Lisk, Mark	3	2	0	23	28	14.00	2	0	2	0
Groube, Tony	1	1	0	21	21	21.00	2	0	0	0
Mcnab, Cameron R.	2	2	0	14	14	7.00	2	0	1	0.5
Pedlar, Travis D.	1	1	1	12*	12	N/A	0	0	0	0
George, Jamie	1	1	0	10	10	10.00	1	0	0	0
Patel, Nikul	1	2	0	8	8	4.00	1	0	2/1	0
Keenan, Bradley	2	2	2	5*	8	N/A	1	0	1	0
Johnson, Luke	2	2	2	6*	8	N/A	1	0	0	0
Arnott-Dungey, Sheahan	7	4	4	4*	7	N/A	0	0	1	0
Pritchard, Chris P.	1	1	0	6	6	6.00	1	0	3	0.5
Piercy, David W.	4	3	0	4	6	2.00	1	0	0	0
Shah, Hiten	1	1	0	5	5	5.00	0	0	0	0
Shearing, Steve J.	1	1	0	5	5	5.00	0	0	0	0
Cairns, Steve G.	2	2	0	3	3	1.50	0	0	2	0
Swansson, Daniel	2	1	1	1*	1	N/A	0	0	0	0
Gill, Nirmal	2	2	0	0	0	0.00	0	0	4	0
Butler, Daniel	1	1	0	0	0	0.00	0	0	0	0
Vasantharao, Praveen	2	2	0	0	0	0.00	0	0	1	1
Chapman, Blair	1	0	0	0	0	N/A	0	0	0	0
Mckay, Wade	1	0	0	0	0	N/A	0	0	0	0
Knight, Michael	0	0	0	0	0	N/A	0	0	2	0
Harris, Lachlan	1	0	0	0	0	N/A	0	0	0/1	0

Career Records for this Side

Games: 54 – D.Gascoigne; 48 – G.Sheppard; 47 – K.De Jager; 46 – Greg Dickerson; 45 – G.Edmonds

Runs: 1251 – G.Sheppard; 1069 – D.Berry; 928 – Greg Dickerson; 901 – R.Fernandez; 845 – D.Haines

Fours: 151 – G.Sheppard; 121 – D.Berry; 112 – Greg Dickerson; 107 – P.Smith; 86 – D.Haines

Sixes: 18 – J.Hendry; 14 – R.Fernandez; 14 – P.Warren; 13 – G.Sheppard; 12 – Greg Dickerson; 12 – C.Lockyer

Dismissals: 46 – C.Scott; 35 – G.Davies; 34 – P.Warren; 32 – T.Chapman; 32 – R.Fernandez

Seventh Grade – Bowling

Player	Balls	Mdns	Wkts	Runs	Bowl Avg.	Best Bwlng	5wk inn.	7wk inn.	10wk mtch
Lockyer, Chris	948	55	32	372	11.63	6/32	3	0	0
Cleary, Simon	462	26	16	159	9.94	3/11	0	0	0
De Jager, Ken	566	32	15	214	14.27	3/19	0	0	0
Elliman, Bradley R.	186	6	9	90	10.00	4/21	0	0	0
Mckeig, Donald R.	318	14	9	158	17.56	2/20	0	0	0
Perrozzi, Sergio	180	9	7	82	11.71	4/49	0	0	0
Arnott-Dungey, Sheahan	324	13	7	196	28.00	2/7	0	0	0
Patel, Harsh J.	122	7	6	43	7.17	4/32	0	0	0
Scott, Chris	121	6	6	64	10.67	3/7	0	0	0
Daquino, Ed	90	3	3	40	13.33	3/40	0	0	0
Gill, Nirmal	128	3	3	53	17.67	2/22	0	0	0
Mitchell, Ben	42	2	2	14	7.00	2/14	0	0	0
George, Jamie	48	2	2	25	12.50	2/25	0	0	0
Shah, Hiten	114	4	2	30	15.00	2/30	0	0	0
Chapman, Blair	54	0	2	52	26.00	2/52	0	0	0
Ambati, Raviteja	54	2	1	22	22.00	1/15	0	0	0
Mckay, Wade	66	2	1	29	29.00	1/29	0	0	0
Keenan, Bradley	72	4	1	41	41.00	1/29	0	0	0
Swansson, Daniel	72	3	1	49	49.00	1/29	0	0	0
Johnson, Luke	84	2	1	51	51.00	1/39	0	0	0
Piercy, David W.	128	2	1	97	97.00	1/54	0	0	0
Collins, Bradley	12	1	0	4	N/A	0/4	0	0	0
Pedlar, Travis D.	24	1	0	15	N/A	0/15	0	0	0
Groube, Tony	18	0	0	16	N/A	0/16	0	0	0
Tyler, Allan	36	0	0	18	N/A	0/18	0	0	0
Haines, Doug	36	0	0	20	N/A	0/20	0	0	0
Jefferys, Stewart D.	30	0	0	23	N/A	0/23	0	0	0
Vasantharao, Praveen	24	0	0	39	N/A	0/39	0	0	0

Career Records for this Side

Wickets: 125 – G.Edmonds; 97 – D.Gascoigne; 85 – G.Nairn; 69 – C.Lockyer; 58 – G.Sheppard

Balls: 3646 – G.Edmonds; 3434 – D.Gascoigne; 2486 – K.De Jager; 2326 – G.Nairn; 2018 – C.Lockyer

Maidens: 158 – D.Gascoigne; 152 – G.Edmonds; 122 – G.Nairn; 99 – M.Massee; 97 – C.Lockyer

Seventh Grade – Partnerships and Fielding Votes

Wicket	Runs	Dismissed	Not Out	Opponent	Ground
1	97	Haines, Doug	Scott, Chris	Wembley Districts	Bentley PS
2	97	Cleary, Simon	Collins, Brad	Whitfords	MacDonald
3	96	Collins, Brad	Haines, Doug	Whitfords	MacDonald
4	77*	Haines, Doug	Jefferys, Stewart	Subiaco/Marist	Shelley
5	96	Scholes, Glen	Haines, Doug	Subiaco/Marist	Bentley PS
6	59	Tyler, Allan	Groube, Tony	Doubleview/Carine	Bentley PS
7	82	Patel, Harsh	Davies, Glenn	Tuart Hill	Shelley
8	70	Lockyer, Chris	Daquino, Ed	Melville	Tompkins
9**	63	McNab, Cameron	Elliman, Brad	Western Suburbs	Shelley
10	47	De Jager, Ken	Johnson, Luke	Melville	Tompkins

Note: ** indicates the partnership is a new club record for this side.

Player	Votes
Duffy, Jack	66
Haines, Doug	64
Davies, Glenn	42
Gill, Nirmal	38
McKeig, Don	37
Scott, Chris	34
De Jager, Ken	28
Dungey, Lloyd	28
Patel, Harsh	28
Pedlar, Travis	27
Patel, Nikul	27
Vasantharao, Praveen	26
Cairns, Steve	25
Collins, Brad	24
Lockyer, Chris	24
McNab, Cam	21
Knight, Michael	20
Paice, Steve	19
Scholes, Glen	17
Arnott-Dungey, Sheahan	15
Jefferys, Stewart	12
Elliman, Brad	9
Keenan, Brad	9
Shearing, Steve	8
Tyler, Allan	7
Pritchard, Chris	7
Butler, Daniel	7
Harris, Lachlan	7
Piercy, David	5
Shah, Hiten	5
Lisk, Mark	4
Perrozzi, Serge	4
Cleary, Simon	4
Ambati, Raiteja	3
Groube, Tony	2
Daquino, Ed	2
Mitchell, Ben	2
George, Jamie	2
Johnson, Luke	2
Swansson, Daniel	1
McKay, Wade	1
Lockyer, Jake	1

Ninth Grade – Report

Unfortunately the 2007/08 season finished with an anti climax for the 9th grade side. After earlier winning the Minor Premiership (11 wins (two outright), two losses & a forfeit) and the One Day Competition, we were knocked out in the Semi Final. It was disappointing that a couple of hours of bad cricket ended things for us, and we should all take something out of the semi for next season.

Having said that, the team played some excellent cricket this season and all of those involved should be proud of their individual efforts and how they contributed to the team's achievements. We had over 40 players through the team, 12 of whom made their debut for the club, and were fortunate that most weeks we had a good mix of experienced cricketers to help the newer guys settle into the team.

Whilst we had many admirable performances this season, the standouts were Greg Nairn's 11 wicket haul (5/23 & 6/52) against eventual premiers Western Suburbs, Jamie George's maiden century (160) in a one day game and Chris Taylor's Man of the Match effort (72 & 4/36) in the One Day Final.

When batting we set ourselves two goals; to bat our over's, knowing that this would enable us to post a competitive total, and to bat in partnerships to deny the opposition momentum. We achieved these goals more often than not, resulting in us passing 180 11 times including two scores of over 300, while we had 14 partnerships over 50 runs and five over 100. Notable knocks were Justin Warren's 71*, Geoff Dart 69, Lloyd Dungey's 64*, along with an excellent 43 from Stephen Cairns, while first year players Brad Elliman and Mark Lisk both had solid performances earning them promotion to higher grades.

In the field, all bowlers were asked to keep it full and on off stump and impressed with their ability to do so, whilst they were backed by fielding that was generally of a high standard. The experience of Greg Nairn, Shane and Jamie George, Kirk Spencer and Chris Taylor was an asset to the team and along with the exciting development of Luke Johnson, Daniel Swansson, Brad Keenan and Dave Inglis gave us one of the more potent attacks in the grade, demonstrated by us taking 20 wickets in a game three times. These four guys have all shown they have the potential to play higher grade cricket in the future, and all of them rose to the challenge when we needed them to.

Lachie Harris had a good year for us with the gloves and in the outfield (including two solid boundary catches as 12th man in our One Day Final), as did Justin Warren, whilst Cam McNab's and Brad Keenan's ground fielding and catching would be welcomed in any grade at the club. Special mention must also be made of Greg Nairn's inspirational efforts in the field, setting the standard for the rest of the team to follow.

Personally the most pleasing thing was the way the team went about our cricket, and the team spirit. The guys played a higher standard of cricket than the grade would suggest, not so much with the skills they showed, but their attitude, endeavour and professionalism. The way everyone consistently encouraged their teammates and put the team's performance ahead of their own is a credit to themselves as well as the quality of people at the club.

To everyone that played for the side I'd like to thank you for your efforts, both on and off the field, with the gear, drinks, at training etc. Your assistance and positive vibes not only made it a pleasure to captain the team but also to play alongside you.

We didn't have an official VC this season, but three guys deserve mention for their input to the team. Greg Nairn on field was a great help, and off it he was invaluable. He umpired many games for us, collected fees, scored and in general made my life easy. The other two are good mates, and even though Jamie George and Justin Warren only really came into the side after the break, their experience and counsel at the start of the season is much appreciated, and helped me get up to speed initially. There is also a big thanks to the committee for your support throughout the year, as well as the coaching staff and training staff.

In finishing I'd like to congratulate all the other skippers, particularly Darren and Simon for their efforts in qualifying for the finals, and Ken and his band of merry men on their Minor Premiership and backing up last year with another Premiership.

Go the Blues.

Geoff Dart

Ninth Grade – Batting and Fielding

Player	M	Inn.	N/O	Best Score	Runs	Bat Avg.	4s	6s	Cat./ Stp.	R/O
George, Jamie	11	10	0	160	398	39.80	57	9	3	0.5
Taylor, Chris	6	6	0	77	366	61.00	44	18	3	1
Dart, Geoff	16	16	1	69	285	19.00	22	1	22	1
Warren, Justin	8	8	3	71*	271	54.20	30	9	14	2
Elliman, Bradley R.	9	10	1	42	205	22.78	21	0	4	0
Spencer, Kirk	6	7	1	43	144	24.00	22	4	0	0
Dungey, Donald (Lloyd)	5	6	2	64*	120	30.00	16	2	4	0
George, Shane	9	8	2	32*	111	18.50	15	0	4	0
Cairns, Steve G.	6	6	0	43	96	16.00	6	0	3	0
Budd, Russell	7	6	1	44	91	18.20	12	1	6	0.5
Lisk, Mark	5	5	0	37	87	17.40	14	0	1	0
Keenan, Bradley	11	10	4	27	83	13.83	8	3	5	1
Jefferys, Stewart D.	3	3	1	38	72	36.00	10	0	1	0
Fanayan, Omid	1	1	0	68	68	68.00	7	2	0	0
Dawson, Ken C.	1	1	0	53	53	53.00	7	0	1	0
Scholes, Glen W.	4	4	0	33	50	12.50	6	0	1	0
Hewitt, Glen	1	1	0	40	40	40.00	4	0	1	0
McNab, Cameron R.	6	5	0	20	36	7.20	4	0	2	0
Piercy, David W.	1	1	0	34	34	34.00	5	0	0	0
Sheppard, Greg	1	1	0	31	31	31.00	6	0	0	0
Collins, Bradley	3	3	0	18	29	9.67	2	0	3	0
Nairn, Gregory J.	14	8	5	13	26	8.67	2	0	3	1
Harris, Lachlan	7	3	0	17	24	8.00	2	0	7/1	0.5
Perrozzi, Sergio	1	1	0	18	18	18.00	1	1	0	0
Cleary, Simon	1	1	0	17	17	17.00	2	0	0	0
Ambati, Raviteja	1	1	0	15	15	15.00	0	0	0	0
Kanade, Rohan	1	1	0	11	11	11.00	1	0	1	0
Cook, Mark	1	1	0	10	10	10.00	0	0	0	0
Vasantharao, Praveen	1	1	0	10	10	10.00	2	0	0	0
Swansson, Daniel	8	4	2	5	9	4.50	2	0	4	0
Inglis, David G.	5	3	0	9	9	3.00	0	0	4	0
Magill, Anthony J.	1	1	0	8	8	8.00	2	0	0	0
Hewitt, Damien P.	1	1	0	7	7	7.00	1	0	0	0
Pritchard, Chris P.	1	1	0	6	6	6.00	1	0	0	0
Nairn, Joshua G.	1	1	1	6*	6	N/A	0	0	0	1
Johnson, Luke	10	6	5	2*	5	5.00	0	0	2	0.5
Taylor, Lleyton	2	1	0	4	4	4.00	0	0	1	0
Rickards, Craig	2	2	0	3	3	1.50	0	0	1	0
Davies, Glenn M.	1	1	0	2	2	2.00	0	0	1	0
Warren, Paul	1	1	0	2	2	2.00	0	0	0	0
Chudasama, Nishit	1	1	1	2*	2	N/A	0	0	0	0
D'Souza, Timothy	1	0	0	0	0	N/A	0	0	1	0
Daquino, Ed	1	0	0	0	0	N/A	0	0	0	0
Prescott, Chris	0	0	0	0	0	N/A	0	0	1	1

Career Records for this Side

Games: 83 – S.Cairns; 50 – G.Nairn; 48 – L.Dungey; 47 – W.Shaw; 41 – J.Nairn

Runs: 1323 – S.Cairns; 1237 – L.Dungey; 876 – K.Spencer; 675 – J.Warren; 617 – G.Hewitt

Fours: 123 – L.Dungey; 106 – K.Spencer; 86 – S.Cairns; 81 – J.George; 69 – J.Warren

Sixes: 30 – K.Spencer; 18 – L.Dungey; 18 – C.Taylor; 17 – J.Warren; 11 – J.George

Dismissals: 35 – Geoff Dart; 33 – B.Bindon; 31 – T.Chapman; 26 – D.Haines; 20 – J.Nairn; 20 – J.Warren

Ninth Grade – Bowling

Player	Balls	Mdns	Wkts	Runs	Bowl Avg.	Best Bwlng	5wk inn.	7wk inn.	10wk mtch
Nairn, Gregory J.	1052	71	34	410	12.06	6/52	3	0	1
Johnson, Luke	591	25	19	278	14.63	4/23	0	0	0
Keenan, Bradley	599	14	17	348	20.479	3/19	0	0	0
George, Jamie	354	14	16	199	12.44	5/34	1	0	0
Swansson, Daniel	359	7	14	208	14.86	3/15	0	0	0
Taylor, Chris	133	9	10	79	7.90	4/37	0	0	0
Inglis, David G.	212	9	9	129	14.33	3/19	0	0	0
Spencer, Kirk	312	18	9	160	17.78	3/35	0	0	0
Budd, Russell	164	9	8	69	8.62	3/24	0	0	0
George, Shane	237	3	8	146	18.25	3/0	0	0	0
Sheppard, Greg	55	1	4	36	9.00	4/25	0	0	0
Daquino, Ed	42	2	3	8	2.67	3/8	0	0	0
Ambati, Raviteja	73	5	3	10	3.33	2/8	0	0	0
Hewitt, Glen	18	1	3	10	3.33	3/10	0	0	0
D'Souza, Timothy	42	1	3	17	5.67	3/17	0	0	0
Magill, Anthony J.	60	1	3	45	15.00	3/45	0	0	0
Rickards, Craig	78	2	2	27	13.50	2/10	0	0	0
Dart, Geoff	60	4	2	52	26.00	1/0	0	0	0
Mcnab, Cameron R.	2	0	1	0	N/A	1/0	0	0	0
Taylor, Lleyton	24	2	1	7	7	1/1	0	0	0
Vasantharao, Praveen	6	1	0	0	N/A	0/0	0	0	0
Nairn, Joshua G.	24	0	0	14	N/A	0/2	0	0	0
Perrozzi, Sergio	24	0	0	19	N/A	0/19	0	0	0
Cleary, Simon	18	0	0	22	N/A	0/22	0	0	0
Jefferys, Stewart D.	12	0	0	25	N/A	0/25	0	0	0
Chudasama, Nishit	30	0	0	25	N/A	0/25	0	0	0
Piercy, David W.	24	0	0	28	N/A	0/28	0	0	0
Elliman, Bradley R.	138	3	0	104	N/A	0/0	0	0	0

Career Records for this Side

Wickets: 137 – G.Nairn; 90 – W.Shaw; 62 – K.Spencer; 54 – M.Jolly; 53 – B.Chapman

Balls: 4217 – G.Nairn; 2672 – W.Shaw; 2479 – B.Chapman; 2276 – K.Spencer; 2066 – J.Nairn

Maidens: 241 – G.Nairn; 106 – K.Spencer; 92 – B.Chapman; 77 – W.Shaw; 71 – M.Jolly

Ninth Grade – Partnerships and Fielding Votes

Wicket	Runs	Dismissed	Not Out	Opponent	Ground
1**	191	Fanayan, Omo	George, Jamie	Curtin/Vic. Park	Raphael
2	96	Taylor, Chris	Perrozzi, Sergio	Western Suburbs	Bentley PS
3	129	Dart, Geoff	Cairns, Steve	High Wycombe	Scott
4	79	Dart, Geoff	Scholes, Glen	Applecross	Bill Ellison
5**	109	Warren, Justin	Dungey, Lloyd	Tuart Hill	Shelley
6	41	Dart, Geoff	Spencer, Kirk	Western Suburbs	Rosalie
7	20	Keenan, Brad	Warren, Justin	High Wycombe	Scott
8	40	Spencer, Kirk	Keenan, Brad	Tuart Hill	Graham Burkett
9	13	Ambati, Ravi	Nairn, Gregory	Doubleview/Carine	Shelley
10	32	Piercy, David	Johnson, Luke	Swanbourne	Allen

Note: ** indicates the partnership is a new club record for this side.

Player	Votes
Dart, Geoff	112
Taylor, Chris	76
Keenan, Brad	75
Nairn, Greg	69
Warren, Justin	61
Budd, Russell	54
Elliman, Brad	53
McNab, Cameron	44
Harris, Lachlan	27
Davies, Glenn	25
Prescott, Chris	20
George, Jamie	19
Taylor, Lleyton	18
Inglis, David	17
Dungey, Lloyd	17
Nairn, Joshua	16
George, Shane	16
Swansson, Daniel	15
D'Souza, Tim	15
Rickards, Craig	14
Fanayan, Omo	12
Collins, Brad	10
Kanade, Rohan	10
Hewitt, Glen	9
Johnson, Luke	8
Lisk, Mark	8
Piercy, David	7
Scholes, Glen	7
Spencer, Kirk	6
Cleary, Simon	5
Magill, Tony	5
Cairns, Steve	2
Jefferys, Stewart	2
Sheppard, Greg	1

One Day Side – Report

This season turned out to be very challenging after a magnificent start. Last season we were premiers and commenced proceedings this season with a massive win. Chris Taylor and Ken Dawson had a record opening stand of 253 in 26 overs against Bedford/Morley before we finished at 4 for 342 which is a record one day score. Chris scored 164 and Ken 99. The opposition was all out for 69. The second game was also a win against eventual finalist Melville but from then on pickings became slim. Only two more victories in 16 games were achieved and both of those against the hapless Bedford/Morley lineup.

58 different players turned out for this team during the season. 25 of those played 1 or 2 games only. Only 6 played 8 or more games. As a result there was not a 'core' of players every week to enable a more consistent effort. Young juniors (under 13's) filled the team on many occasions and their development in senior ranks was excellent. Several players came out of retirement to help us field a side and I and the club appreciate those that did so, often at very short notice.

Many higher grade players had games when they were unavailable on successive weekends and some were surprised at the quality of some of the opposition players. I think overall the standard of the One Day competition was higher this year with many teams made up of a combination of experienced players and younger exciting players.

We were a stronger batting side than we were at bowling. We were all out in 4 games (two scores below 100) but dismissed the opposition on only 3 occasions. Five times we lost with the opposition four wickets or less down. Against Subiaco/Marist in round 7 we lost in the last over and against South Perth in round 13 we scored 5 for 233 and lost on the last ball of the day. This shows our lack of bowling depth. No bowler took 20 wickets in the season. Luke Davidson took 5 for 17 in his debut in the win against Bedford/Morley and PC Smith took 4 wickets in one game. No one else got a four wicket haul.

On the batting side Chris Taylor scored 122 in the close loss to Subiaco/Marist to go with his first game heroics. Tony Magill scored his first 100 for the club in just under 200 games when he got 112 in the nail biter against South Perth.

Last season we only had one century partnership and lost only 2 games for the season. This year we had 5 century partnerships. The first one between Chris Taylor and Ken Dawson was in a winning game. Chris Taylor and Chris Lockyer opened against Subiaco/Marist with a 129 stand. PC Smith and Tony Magill combined for 105 for the third wicket in the second win over Bedford/Morley. The same two combined for the third wicket, also, against South Perth to the tune of 156. In the last game of the season newcomer Ryan Hampson combined with PC Smith to register 120 for the second wicket.

I would like to thank all those who participated with me throughout the season especially the young ones. Craig Strauss improved in leaps and bounds with both bowling and batting and took some good catches. Joe Twomey with the bat showed dedication and consistency. Lachie Harris not only kept wickets on occasions but had the best bowling figures in one game. Rod "Rocket" Duncan made a comeback late in the season and I welcomed his experience and support when he played. Geoff Hatherley at 62 showed you are never too old to play this magnificent game when he turned out 10 times over the summer.

A special thankyou to "JT" (John Taylor) for umpiring most of our games this season. Without him on occasions we would have had difficulty finding enough players with the knowledge to score or umpire when we were batting.

PC Smith

Career Records for this Side

Wickets: 32 – P.Smith; 27 – S.George; 19 – M.Massee; 19 – A.Magill; 18 – G.Sheppard

Balls: 591 – P.Smith; 552 – M.Massee; 496 – C.Strauss; 467 – S.George; 390 – G.Sheppard

Maidens: 18 – M.Massee; 8 – R.Duncan; 8 – P.Smith; 6 – A.Magill; 5 – J.George

One Day Side – Batting and Fielding

Player	M	Inn.	N/O	Best Score	Runs	Bat Avg.	4s	6s	Cat./ Stp.	R/O
Smith, Peter C.	9	17	0	82	529	31.12	57	7	7	1.5
Taylor, Chris	3.5	7	0	164	363	51.86	37	15	5	1.5
Magill, Anthony J.	1.5	3	1	112	220	110.00	23	11	0	0
Twomey, Joseph	5.5	11	1	41	178	17.80	18	3	2	0
Hampson, Ryan	1.5	3	0	77	152	50.67	19	5	2	0
Jefferys, Stewart D.	2	4	0	53	113	28.25	18	0	2	0
Strauss, Craig	7	12	3	34	105	11.67	10	3	5	0
Dawson, Ken C.	1	2	0	99	102	51.00	12	0	0	0
Duffy, Jack	1.5	3	1	44*	67	33.50	9	0	2	1
Sheppard, Greg	3	6	0	36	57	9.50	9	1	2	0
Harris, Lachlan	4	7	0	32	57	8.14	7	1	3/1	0
Lockyer, Chris	1	2	0	40	54	27.00	6	1	0	0
Pringle, Travis J.	4	7	1	15	52	8.67	6	0	5	1.5
Henshall, Steve	1.5	3	3	24*	52	N/A	7	1	2	0
Manjire, Abhijit	1.5	3	1	27	49	24.50	4	0	0	0
Keenan, Bradley	0.5	1	0	38	38	38.00	8	0	2	0
Ilaupa, Ashley	4	5	2	11	36	12.00	1	1	2	0
Lloyde, Shane	0.5	1	0	34	34	34.00	3	2	1	0
Cairns, Steve G.	2	3	1	23	31	15.50	3	0	0	0
Vasantharao, Praveen	1	1	0	29	29	29.00	5	0	1	0
Mcnab, Cameron R.	3.5	6	2	6*	29	7.25	1	0	5	0
Ilaupa, Walo	3.5	5	1	8*	22	5.50	3	0	0	0
Duncan, Rodney	2.5	2	1	19*	20	20.00	2	0	2	0
Hatherley, Geoffrey L.	5	7	2	9	20	4.00	1	0	0	0
Ross, Andrew	2.5	4	1	7*	16	5.33	0	0	1	0
Luckham, Jim	0.5	1	1	15	15	N/A	2	0	0	0
Chappelle, Culver	0.5	1	0	14	14	14.00	0	0	0	0
Davis, Andrew	1	2	1	9	13	13.00	3	0	2	0
George, Jamie	0.5	1	0	13	13	13.00	2	0	1	0
Ambati, Raviteja	1	1	0	12	12	12.00	2	0	1	0
Swansson, Daniel	2.5	2	1	10*	12	12.00	2	0	3	0
Cleary, Simon	0.5	1	0	10	10	10.00	1	0	0	0
Peachey, Matt	0.5	1	0	8	8	8.00	2	0	0	0
Dawson, Stafford G.	3	1	0	8	8	8.00	0	0	0	0
Daquino, Ed	0.5	1	0	8	8	8.00	1	0	0	0
Davidson, Luke	1	2	2	8*	8	N/A	2	0	1	0
Amato, Shane	0.5	1	0	7	7	7.00	0	0	1	0
Woodley, Len	1.5	2	2	6*	7	N/A	1	0	0	0
Smith, Kieren E.	1	1	1	5*	5	N/A	0	0	0	0
Godbold, Anthony	1	1	0	3	3	3.00	0	0	0	0
Hayward, Andrew	0.5	1	0	3	3	3.00	0	0	0	0
Bell, Blake	1	1	1	3*	3	N/A	0	0	0	0
Inglis, David G.	0.5	1	0	2	2	2.00	0	0	0	0
Tyler, Allan	0.5	1	0	1	1	1.00	0	0	0	0
Mcqueen, Gregor	2.5	3	0	1	1	0.33	0	0	5	0
Sheppard, Damon J.	1.5	1	0	0	0	0.00	0	0	2	0
Arnot-Dungey, Sheahan	0.5	1	0	0	0	0.00	0	0	0	0
Cao, Trevor	1.5	1	0	0	0	0.00	0	0	0	0
Gittos, Terry	0.5	1	0	0	0	0.00	0	0	0	0
Dijkmans, Stuart	0.5	1	0	0	0	0.00	0	0	1	0.5
Shaik, Ershad	0.5	0	0	0	0	N/A	0	0	0	0
Smith, Jay	0.5	0	0	0	0	N/A	0	0	0	0
Taylor, Lleyton	1.5	0	0	0	0	N/A	0	0	1	0.5
Chapman, Blair	0.5	1	1	0*	0	N/A	0	0	0	0
George, Shane	0.5	0	0	0	0	N/A	0	0	0	0.5
Hayward, Scott	0.5	0	0	0	0	N/A	0	0	0	0
Harris, Paul	0.5	1	1	0*	0	N/A	0	0	0	1

One Day Side – Bowling

Player	Balls	Mdns	Wkts	Runs	Bowl Avg.	Best Bwlng	5wk inn.	7wk inn.	10wk mtch
Smith, Peter C.	330	6	18	242	13.44	4/46	0	0	0
Strauss, Craig	472	3	12	475	39.58	3/16	0	0	0
Sheppard, Greg	180	0	8	175	21.88	2/13	0	0	0
Ross, Andrew	126	1	6	140	23.33	3/43	0	0	0
Davidson, Luke	71	1	5	65	13.00	5/17	1	0	0
Magill, Anthony J.	114	4	5	76	15.20	3/11	0	0	0
Jefferys, Stewart D.	84	1	5	87	17.40	3/45	0	0	0
Duncan, Rodney	168	8	4	98	24.50	3/8	0	0	0
Harris, Lachlan	96	1	4	119	29.75	3/32	0	0	0
Taylor, Chris	174	2	4	132	33.00	1/11	0	0	0
Smith, Kieren E.	42	2	3	20	6.67	3/20	0	0	0
Luckham, Jim	42	0	3	48	16.00	3/48	0	0	0
Bell, Blake	54	0	3	62	20.67	2/35	0	0	0
McNab, Cameron R.	66	0	3	72	24.00	2/26	0	0	0
Swansson, Daniel	138	0	3	107	35.67	1/21	0	0	0
George, Shane	17	0	2	22	11.00	2/22	0	0	0
Pringle, Travis J.	2	0	1	2	2.00	1/2	0	0	0
Lloyde, Shane	18	1	1	4	4.00	1/4	0	0	0
George, Jamie	24	1	1	6	6.00	1/6	0	0	0
Davis, Andrew	42	3	1	22	22.00	1/4	0	0	0
Ambati, Raviteja	12	0	1	22	22.00	1/22	0	0	0
Inglis, David G.	18	0	1	26	26.00	1/26	0	0	0
Tyler, Allan	42	1	1	30	30.00	1/30	0	0	0
Daquino, Ed	42	0	1	32	32.00	1/32	0	0	0
Sheppard, Damon J.	48	0	1	35	35.00	1/26	0	0	0
Shaik, Ershad	30	0	1	37	37.00	1/37	0	0	0
Keenan, Bradley	36	0	1	38	38.00	1/38	0	0	0
Twomey, Joseph	30	0	1	42	42.00	1/25	0	0	0
Henshall, Steve	30	0	1	46	46.00	1/5	0	0	0
Peachey, Matt	42	0	1	51	51.00	1/51	0	0	0
Ilaupa, Ashley	90	0	1	87	87.00	1/11	0	0	0
Ilaupa, Walo	108	0	1	137	137.00	1/36	0	0	0
Cao, Trevor	6	0	0	6	N/A	0/6	0	0	0
Harris, Paul	12	0	0	10	N/A	0/10	0	0	0
Godbold, Anthony	6	0	0	13	N/A	0/13	0	0	0
Dawson, Ken C.	4	0	0	15	N/A	0/15	0	0	0
Arnott-Dungey, Sheahan	24	0	0	33	N/A	0/33	0	0	0
Cleary, Simon	24	0	0	42	N/A	0/42	0	0	0
Hayward, Andrew	42	0	0	45	N/A	0/45	0	0	0
Chapman, Blair	42	0	0	48	N/A	0/48	0	0	0
Lockyer, Chris	66	0	0	66	N/A	0/31	0	0	0

Career Records for this Side

Games: 18 – P.Smith; 10 – L.Harris; 8.5 – C.Strauss; 8 – C.Taylor; 7.5 – M.Massee; 7.5 – S.George

Runs: 964 – P.Smith; 774 – C.Taylor; 325 – J.George; 323 – A.Magill; 248 – G.Sheppard

Fours: 100 – P.Smith; 70 – C.Taylor; 39 – G.Sheppard; 33 – J.George; 31 – A.Magill

Sixes: 34 – C.Taylor; 18 – P.Smith; 16 – A.Magill; 5 – R.Hampson; 4 – S.Lloyde; 4 – J.George

Dismissals: 20 – P.Smith; 18 – C.Taylor; 11 – L.Harris; 8 – J.George; 8 – C.McNab

One Day Side – Partnerships and Fielding Votes

Wicket	Runs	Dismissed	Not Out	Opponent	Ground
1**	253	Taylor, Chris	Dawson, Ken	Bedford/Morley	R.A. Cook
2**	120	Hampson, Ryan	Smith, Peter	South Perth	Shelley
3**	156	Smith, Peter	Magill, Anthony	South Perth	Bentley PS
4	68	Manjire, Abhi	Magill, Anthony	Bedford/Morley	Maniana
5	30	Smith, Peter	Strauss, Craig	Western Suburbs	Graylands
6	36	Magill, Anthony	Harris, Lachlan	South Perth	Bentley PS
7	61	Hatherley, Geoff	Smith, Peter	Bedford/Morley	Grand Promenade
8	26	Smith, Peter	Strauss, Craig	Bedford/Morley	Grand Promenade
9	20*	Ross, Andrew	Swansson, Daniel	Balcatta	Bentley PS
10	7	Duncan, Rodney	Henshall, Steve	Subiaco/Marist	McLean

Note: ** indicates the partnership is a new club record for this side.

Player	Votes
Smith, Peter	121
Strauss, Craig	89
McNab, Cameron	66
Ilaupa, Ashley	62
Mcqueen, Gregor	60
Henshall, Steve	54
Pringle, Travis	45
Taylor, Lleyton	44
Hampson, Ryan	43
Swansson, Daniel	43
Duffy, Jack	41
Ross, Andrew	40
Sheppard, Damon	32
Jefferys, Stewart	30
Davidson, Luke	29
Duncan, Rodney	27
Keenan, Brad	25
Davis, Andrew	23
Harris, Lachlan	22
Cao, Trevor	21
Taylor, Chris	20
Harris, Paul	19
Vasantharao, Praveen	13
Chappelle, Culver	12
Magill, Anthony	11
Manjire, Abhi	11
Twomey, Joseph	10
Ilaupa, Walo	9
Amato, Shane	9
George, Jamie	7
Cairns, Steve	6
Sheppard, Greg	6
Daquino, Ed	5
Ambati, Raviteja	5
Bell, Blake	5
Smith, Kieren	4
Dawson, Stafford	4
Hatherley, Geoff	4
Lockyer, Chris	3
Lloyde, Shane	3
Woodley, Len	3
Degraaf, Zac	3
Lockyer, Jake	2
Dijkmans, Stuart	2
Hayward, Scott	1
Tyler, Allan	1
Shaik, Ershad	1

Ladders

	P	W2	W1	D	L1	L2	Wkts Lst	Runs For	Wkts Tkn	Runs Ag.	Points	Quotient
Grade 1												
Wembley Districts	11	0	8	1	2	0	116	2913	117	2040	68	1.4403
Bentley	11	0	8	1	2	0	85	2177	101	2104	68	1.2295
Subiaco/Marist	11	0	8	0	3	0	107	2542	123	2559	64	1.1419
Balcatta	11	0	6	1	4	0	115	2586	121	2671	52	1.0187
Swan Valley	11	0	6	0	5	0	108	2628	120	2713	48	1.0763
Fremantle/Mosman Pk	11	0	5	0	6	0	105	2513	116	2268	40	1.2241
Doubleview/Carine	11	0	4	1	6	0	93	2322	99	2376	36	1.0403
High Wycombe	11	0	4	1	6	0	109	2657	99	2390	36	1.0097
Western Suburbs	11	0	4	1	6	0	100	2294	106	2531	36	0.9607
Whitfords	11	0	4	1	6	0	111	2430	104	2536	36	0.8978
Ocean Ridge	11	0	4	1	6	0	110	2740	91	2829	36	0.8012
South Perth	11	0	1	0	10	0	121	2284	83	3069	8	0.5105
Grade 3	P	W2	W1	D	L1	L2	Wkts Lst	Runs For	Wkts Tkn	Runs Ag.	Points	Quotient
Doubleview/Carine	11	1	7	1	2	0	93	2405	107	1929	72	1.4344
Subiaco/Marist	11	0	8	1	2	0	103	2692	107	1813	68	1.5425
Bentley	11	0	8	0	3	0	94	2695	97	1957	64	1.4211
Whitfords	11	1	6	1	3	0	95	1805	128	2002	64	1.2148
High Wycombe	11	0	6	1	4	0	101	2642	99	2122	52	1.2204
Wembley Districts	11	0	6	1	4	0	114	2133	119	1917	52	1.1615
Swan Valley	11	0	5	1	4	1	118	2054	109	2257	44	0.8406
Fremantle/Mosman Pk	11	0	3	1	7	0	111	1946	105	2312	28	0.7962
Ocean Ridge	11	0	3	1	7	0	122	2140	101	2252	28	0.7867
South Perth	11	0	3	1	6	1	122	2060	110	2663	28	0.6975
Balcatta	11	0	2	1	8	0	114	1894	107	2163	20	0.8219
Western Suburbs	11	0	1	2	8	0	98	1669	96	2748	16	0.5950
Grade 5	P	W2	W1	D	L1	L2	Wkts Lst	Runs For	Wkts Tkn	Runs Ag.	Points	Quotient
Doubleview/Carine	11	2	7	0	2	0	98	2674	132	2057	76	1.7510
Balcatta	11	1	6	1	2	1	104	2534	136	1828	68	1.8127
Whitfords	11	0	8	0	3	0	95	2314	118	2326	64	1.2357
Subiaco/Marist	11	1	6	0	4	0	116	2438	124	2125	60	1.2264
Western Suburbs	11	0	7	1	3	0	106	1883	131	2674	60	0.8703
Wembley Districts	11	0	7	0	4	0	84	2759	110	2113	56	1.7099
Bentley	11	1	4	0	6	0	99	2331	112	2068	44	1.2752
High Wycombe	11	0	5	0	6	0	117	2302	110	2124	40	1.0190
Fremantle/Mosman Pk	11	1	2	1	6	1	141	2391	110	2555	32	0.7301
Ocean Ridge	11	0	3	1	7	0	133	1976	106	2068	28	0.7615
South Perth	11	0	2	0	8	1	119	1715	100	2884	16	0.4997
Swan Valley	11	0	1	0	7	3	162	1870	85	2365	8	0.4149
Grade 7	P	W2	W1	D	L1	L2	Wkts Lst	Runs For	Wkts Tkn	Runs Ag.	Points	Quotient
Bentley	11	0	9	0	2	0	100	2587	115	1921	72	1.5487
Bassendean	11	1	7	0	3	0	101	2352	120	1840	68	1.5187
Whitfords	11	0	7	1	3	0	101	1913	108	1931	60	1.0593
Subiaco/Marist	11	0	7	0	4	0	102	2281	101	1951	56	1.1577
Wembley Districts	11	0	6	0	4	1	119	2092	111	2099	48	0.9297
Melville	11	0	5	1	5	0	105	2285	108	2514	44	0.9349
Doubleview/Carine	11	0	5	0	6	0	104	1720	113	2389	40	0.7823
Balcatta	11	0	4	0	7	0	114	1957	106	2050	32	0.8876
Western Suburbs	11	0	3	0	8	0	98	2164	101	2474	24	0.9015
Tuart Hill	11	0	0	0	11	0	125	1992	86	2174	0	0.6304
Grade 9	P	W2	W1	D	L1	L2	Wkts Lst	Runs For	Wkts Tkn	Runs Ag.	Points	Quotient
Bentley	14	2	9	1	2	0	112	2715	158	2313	96	1.6559
Swanbourne	14	2	8	0	4	0	99	2572	140	1665	88	2.1845
Western Suburbs	14	0	11	0	3	0	111	3231	129	2072	88	1.8122
Tuart Hill	14	1	8	0	5	0	101	2305	110	2153	60	1.1660
Doubleview/Carine	14	0	6	0	8	0	130	2032	131	2767	48	0.7400
High Wycombe	14	0	3	0	9	2	150	2092	104	2595	32	0.5589
Applecross	11	0	2	0	8	1	109	1522	85	2253	16	0.5268
Curtin/Victoria Park	14	0	2	1	9	2	148	1787	93	2626	8	0.4276
Bottom of Form												
One Day Div.2	P	W2	W1	D	L1	L2	Wkts Lst	Runs For	Wkts Tkn	Runs Ag.	Points	Quotient
South Perth	18	0	14	1	3	0	110	2867	155	2630	116	1.5361
Melville	18	0	13	1	4	0	137	3294	149	2900	108	1.2354
Applecross	18	0	11	0	7	0	132	3171	145	2848	88	1.2231
Subiaco/Marist	18	0	10	0	8	0	121	2842	138	2884	80	1.1239
Western Suburbs	18	0	10	0	8	0	122	2909	129	2797	80	1.0997
Balcatta	18	0	8	0	10	0	140	2750	107	2866	56	0.7334
Bentley	18	0	4	0	14	0	130	2845	110	2883	32	0.8350
Bedford/Morley	18	0	2	0	16	0	142	2437	99	3299	16	0.5150

Ralph Dungey Memorial Trophy and Kalamunda Bus Service Consistent Performer

Player	Points	Player	Points
Taylor, Chris **	853	Patel, Harsh J.	178
Smith, Peter C. **	830	Harris, Lachlan	177
D'Souza, Timothy **	554	Mckay, Wade	177
Daye, Brendan **	542	Scholes, Glen W.	174
Coverdale, Paul S. **	533	Cairns, Steve G.	163
George, Jamie **	520	Taylor, Robert J.	157
Elliman, Bradley R. **	505	Solomon, Darren J.	137
Lockyer, Chris **	485	Inglis, David G.	128
Paice, Steve **	474	Lisk, Mark	127
Fanayan, Omid	462	Hewitt, Damien P.	124
Chellew, Chris	429	Perrozzi, Sergio	122
Dart, Geoff **	411	Kinsella, David	121
Mckeig, Donald R.	406	Gill, Nirmal	119
Prescott, Chris	405	Ambati, Raviteja	117
Keenan, Bradley	404	Henshall, Steve	116
Shearing, Steve J. **	400	Ross, Andrew	116
Magill, Simon **	395	Ilaupa, Ashley	108
Warren, Paul **	390	Pringle, Travis J.	107
Daquino, Ed	383	Barry, David K.	94
Haines, Doug **	380	Scholefield, Michael	90
Jefferys, Stewart D.	369	Davidson, Luke	87
Pritchard, Chris P.	368	Duncan, Rodney	87
Warren, Justin	365	Vasantharao, Praveen	78
Nairn, Gregory J. **	360	Tyler, Allan	77
Duffy, Jack **	357	Taylor, Lleyton	76
Paice, Laurence **	341	Piercy, David W.	62
Dawson, Ken C.	336	Mcqueen, Gregor	61
Davies, Glenn M.	325	Manjire, Abhijit	60
Magill, Anthony J.	324	Lloyde, Shane	47
Knight, Michael	320	Davis, Andrew	46
Dungey, Donald (Lloyd)	315	Luckham, Jim	45
Hewitt, Glen	314	Sheppard, Damon J.	42
Strauss, Craig	314	Ilaupa, Walo	41
Wittensleger, Arden	314	Berry, David P.	39
Cleary, Simon	313	Pedlar, Travis D.	39
Worcester, Troy R.	312	Smith, Kieren E.	39
Welsh, Jos	303	Bell, Blake	38
Mitchell, Ben	301	Rickards, Craig	37
Chapman, Blair **	285	Patel, Nikul	35
Harmer, Matthew J.	276	Wilde	29
De Jager, Ken	273	Chappelle, Culver	26
Hendry, Jamie	272	Hatherley, Geoffrey L.	24
Di Perna, John	251	Nairn, Joshua G.	22
Johnson, Luke	251	Cao, Trevor	21
Mcnab, Cameron R.	250	Kanade, Rohan	21
Spencer, Kirk	240	Harris, Paul	19
Fanayan, Farbod	234	Peachey, Matt	18
Swansson, Daniel	226	Amato, Shane	16
Groube, Tony	220	Dawson, Stafford G.	12
Scott, Chris	219	Shaik, Ershad	11
O'Shea, Shaun	218	Cook, Mark	10
George, Shane	216	Woodley, Len	10
Sheppard, Greg	215	Butler, Daniel	7
Budd, Russell	210	Godbold, Anthony	3
Hansen, Andrew	199	Hayward, Andrew	3
Twomey, Joseph	198	Lockyer, Jake	3
Hampson, Ryan	195	Degraaf, Zac	3
Marcar, Crispian (Kip)	190	Chudasama, Nishit	2
Arnott-Dungey, Sheahan	188	Dijkmans, Stuart	2
Collins, Bradley	188	Hayward, Scott	1
Shah, Hiten	182	Gittos, Terry	0

Note: ** indicates trophy winner so ineligible for Ralph Dungey Memorial Trophy.

Milestones

Achieved in 2007/08

200 Games	G.Nairn
150 Games	S.Shearing, P.Warren, J.George
100 Games	S.Paice, S.Jefferys
50 Games	D.Hewitt, J.Di Perna, T.D'Souza, S.Arnott-Dungey, D.Haines
4000 Runs	S.Shearing
3000 Runs	A.Magill, P.Smith
2000 Runs	S.Jefferys, J.Welsh, G.Hewitt
1000 Runs	C.Scott, D.Haines, C.Taylor
150 Dismissals	Geoff Dart
100 Dismissals	J.Warren, S.Magill, J.Di Perna
50 Dismissals	C.Pritchard, C.Lockyer, D.Haines
200 Wickets	M.Harmer
100 Wickets	T.D'Souza

Achievable in 2008/09

200 Games	A.Magill (198.5)
150 Games	G.Sheppard (143), J.Warren (139)
100 Games	S.O'Shea (96), C.Lockyer (95.5), D.Barry (88)
50 Games	O.Fanayan (47), E.Daquino (47), S.George (45), L.Paice (42), B.Mitchell (41), R.Budd (41), M.Knight (38)
6000 Runs	S.Cairns (5894)
4000 Runs	G.Sheppard (3878)
3000 Runs	J.George (2950), G.Davies (2889)
2000 Runs	S.Paice (1916)
1000 Runs	L.Paice (949), R.Budd (899), S.Dawson (873), D.Barry (844), D.Hewitt (844), S.O'Shea (836), Geoff Dart (803), M.Knight (777), S.Amato (744)
250 Dismissals	P.Warren (238)
100 Dismissals	A.Magill (94), S.Jefferys (92)
50 Dismissals	D.Barry (48), M.Warren (45), G.Hewitt (42), D.Solomon (41)
300 Wickets	S.O'Shea (282), J.George (271)
100 Wickets	R.Duncan (88), S.Perrozzzi (85), P.Smith (78), K.De Jager (78), M.Warren (77)

David “Chuck” Berry



Games: 108

Batting				
Runs:	3215	Average:	37.38	
Highest Score:	121* v Melville 1995/96			
Innings:	110	Not Outs:	24	
Fours:	324	Sixes:	30	
Ducks:	8			
50s:	21	100s:	5	
50 partnerships:	29	100 partnerships:	9	
Fielding				
Catches:	98	Stumpings:	12	
Run Outs:	11			
Bowling				
Balls:	54	Wickets:	2	
Runs:	49	Average:	24.50	
Best Bowling:	1/7 v Fremantle/Mosman Park 1995/96			

1995/96	Debut v Melville at Tompkins. Scores 121 not out, combining with captain Steve Shearing for a club record 156 4th wicket partnership.
1996/97	Scores 101 not out v Hamersley/Carine, again combining with captain Steve Shearing for a 5th wicket partnership of 135.
1997/98	Scores 115 not out v Doubleview at Edinburgh, which included a 116 5th wicket partnership with allrounder Scott Vallow.
1998/99	Wins his first grand final with Bentley, against Wembley.
1999/00	Combines with Michael Reilly for a 154 run 5th wicket partnership against Wembley Downs in the association's 1st grade.
2000/01	Captain/coach of Bentley, the last to fill this role.
2001/02	Scores 116 v Nollamara at Shelley in 7th grade.
2003/04	Returns to the club's top side and features in 144 run and 135 run partnerships with captain Hudson Trevenen against Balcatta and Subiaco/Marist
2004/05	Scores 113 not out v Swan Valley in 5th grade, then returns to the top side to combine with Ian Pattison for a 133 run partnership v Ocean Ridge
2005/06	Captains the 7th grade to their first ever flag with a one day final win over Whitfords. Completely dominates the grade scoring over 600 runs and 6 half centuries, including a 132 run partnership with Chris Lockyer.
2006/07	Plays his 100th game against Doubleview/Carine, then features in 100 run partnership with Matt Harmer v Applecross at Wyong. Finishes the season in the 3rd grade grand final victory to give him 3 premierships.
2007/08	Last game v Swan Valley, scores 37.

Season – Batting and Fielding

Player	M	Inn.	N/O	Best Score	Runs	Bat Avg.	4s	6s	Cat./ Stp.	R/O
Taylor, Chris	9.5	13	0	164	729	56.08	81	33	8	2.5
Smith, Peter C.	9	17	0	82	529	31.12	57	7	7	1.5
George, Jamie	12.5	12	0	160	421	35.08	60	9	4	0.5
Elliman, Bradley R.	15	17	3	79*	393	28.07	44	1	6	0
Warren, Paul	10	10	0	85	370	37.00	48	10	8	0
Haines, Doug	13	15	2	65	364	28.00	44	3	5/1	0.5
Coverdale, Paul S.	12	11	1	107*	344	34.40	32	4	2	2
Fanayan, Omid	11	10	0	112	340	34.00	33	2	3	1
Shearing, Steve J.	9	9	2	88*	331	47.29	32	1	4	0
Warren, Justin	13	13	4	71*	329	36.56	37	9	15	2
Dawson, Ken C.	9	10	0	99	328	32.80	36	1	1	0
Mckeig, Donald R.	12	13	1	66	316	26.33	30	2	8	0
Wittensleger, Arden	6	6	0	140	313	52.17	45	7	4/1	1.5
Jefferys, Stewart D.	12	14	2	53	313	26.08	36	0	6	0.5
Paice, Steve	11	11	0	144	312	28.36	42	1	5	0.5
Worcester, Troy R.	8	8	2	85*	289	48.17	32	4	5	0
Daye, Brendan	12	11	2	66*	289	32.11	28	0	2	0
Duffy, Jack	8.5	9	1	101	286	35.75	38	0	13	2
Dart, Geoff	16	16	1	69	285	19.00	22	1	22	1
Magill, Simon	12	12	1	71*	281	25.55	31	0	6	0.5
Welsh, Jos	10	11	3	52*	278	34.75	30	0	4	0
Dungey, Donald (Lloyd)	14	14	2	64*	269	22.42	34	2	6	1
Pritchard, Chris P.	10	12	1	87	264	24.00	33	2	17/1	1
Davies, Glenn M.	12	11	2	66*	241	26.78	22	0	10	0
Hewitt, Glen	12	12	0	48	237	19.75	27	0	3	0
Paice, Laurence	12	12	0	39	233	19.42	22	0	7	0
Magill, Anthony J.	2.5	4	1	112	228	76.00	25	11	0	0
Cleary, Simon	10.5	10	1	68	198	22.00	24	4	3	0
Lockyer, Chris	12	11	0	41	193	17.55	17	5	4	0
Marcar, Crispian (Kip)	9	9	0	46	184	20.44	16	1	6	0
Chellew, Chris	12	11	0	39	180	16.36	22	0	3	0.5
Twomey, Joseph	5.5	11	1	41	178	17.80	18	3	2	0
Fanayan, Farbod	11	10	2	68*	176	22.00	23	2	3	0.5
Hansen, Andrew	7	7	3	89*	171	42.75	17	1	2	1
Di Perna, John	12	9	1	59	171	21.38	23	0	10/6	1.5
Daquino, Ed	9.5	8	0	73	170	21.25	23	1	0	0
Knight, Michael	11	10	1	48	166	18.44	17	1	4	0.5
Scholes, Glen W.	12	14	1	44	163	12.54	17	2	3	0
Collins, Bradley	11	13	1	71	162	13.50	16	0	4	0
Hampson, Ryan	1.5	3	0	77	152	50.67	19	5	2	0
Prescott, Chris	12	8	3	40	151	30.20	21	1	6	2.5
Spencer, Kirk	6	7	1	43	144	24.00	22	4	0	0
De Jager, Ken	11	9	4	40	132	26.40	15	0	7	0.5
Cairns, Steve G.	10	11	1	43	130	13.00	9	0	5	0
Groube, Tony	10	12	1	34	130	11.82	15	0	3	1
Mitchell, Ben	11	9	3	50	129	21.50	20	1	2	0.5
Keenan, Bradley	13.5	13	6	38	129	18.43	17	3	8	1
Hendry, Jamie	8	8	0	40	127	15.88	17	1	5	0
Harmer, Matthew J.	10	10	0	38	123	12.30	12	0	4	0.5
Kinsella, David	8	8	0	35	121	15.13	13	0	2	1.5
Scott, Chris	10	10	1	79	121	13.44	16	0	5/1	0
Lisk, Mark	8	7	0	37	115	16.43	16	0	3	0
George, Shane	9.5	8	2	32*	111	18.50	15	0	4	0.5
D'Souza, Timothy	12	9	5	44	105	26.25	15	0	5	1
Strauss, Craig	7	12	3	34	105	11.67	10	3	5	0
Budd, Russell	7	6	1	44	91	18.20	12	1	6	0.5
Patel, Harsh J.	3	4	0	51	90	22.50	11	0	2	0
Sheppard, Greg	4	7	0	36	88	12.57	15	1	2	0
Solomon, Darren J.	10	6	2	34*	87	21.75	6	0	15/1	0.5
Harris, Lachlan	12	10	0	32	81	8.10	9	1	10/3	0.5
Mcnab, Cameron R.	11.5	13	2	20	79	7.18	7	0	8	0.5

Season – Batting and Fielding

Player	M	Inn.	N/O	Best Score	Runs	Bat Avg.	4s	6s	Cat./ Stp.	R/O
O'Shea, Shaun	11	7	4	21	66	22.00	10	0	2	0
Hewitt, Damien P.	5	6	1	27*	61	12.20	8	0	3	0
Tyler, Allan	1.5	2	0	58	59	29.50	7	2	0	0
Ambati, Raviteja	4	4	0	18	59	14.75	7	0	1	0
Mckay, Wade	8	7	4	20*	58	19.33	6	0	3	0.5
Henshall, Steve	1.5	3	3	24*	52	N/A	7	1	2	0
Pringle, Travis J.	4	7	1	15	52	8.67	6	0	5	1.5
Chapman, Blair	7.5	7	4	18	50	16.67	5	0	1	0
Manjire, Abhijit	1.5	3	1	27	49	24.50	4	0	0	0
Perrozzi, Sergio	3	3	0	23	48	16.00	4	1	0	0
Scholefield, Michael	5	4	0	37	46	11.50	9	0	1	0
Piercy, David W.	5	4	0	34	40	10.00	6	0	0	0
Vasantharao, Praveen	4	4	0	29	39	9.75	7	0	2	1
Berry, David P.	1	1	0	37	37	37.00	6	0	0	0
Ilaupa, Ashley	4	5	2	11	36	12.00	1	1	2	0
Lloyde, Shane	0.5	1	0	34	34	34.00	3	2	1	0
Nairn, Gregory J.	14	8	5	13	26	8.67	2	0	3	1
Shah, Hiten	7	5	2	11*	24	8.00	1	0	0	0
Johnson, Luke	13	9	8	9*	22	22.00	1	0	2	0.5
Swansson, Daniel	12.5	7	4	10*	22	7.33	4	0	7	0
Ilaupa, Walo	3.5	5	1	8*	22	5.50	3	0	0	0
Arnott-Dungey, Sheahan	11.5	8	6	8*	21	10.50	1	0	2	0
Duncan, Rodney	2.5	2	1	19*	20	20.00	2	0	2	0
Hatherley, Geoffrey L.	5	7	2	9	20	4.00	1	0	0	0
Taylor, Robert J.	10	6	1	7	17	3.40	2	1	0	0
Ross, Andrew	2.5	4	1	7*	16	5.33	0	0	1	0
Luckham, Jim	0.5	1	1	15*	15	N/A	2	0	0	0
Barry, David K.	6	5	0	6	15	3.00	0	0	4	0
Chappelle, Culver	0.5	1	0	14	14	14.00	0	0	0	0
Davis, Andrew	1	2	1	9*	13	13.00	3	0	2	0
Pedlar, Travis D.	1	1	1	12*	12	N/A	0	0	0	0
Kanade, Rohan	1	1	0	11	11	11.00	1	0	1	0
Inglis, David G.	5.5	4	0	9	11	2.75	0	0	4	0
Cook, Mark	1	1	0	10	10	10.00	0	0	0	0
Davidson, Luke	1	2	2	8*	8	N/A	2	0	1	0
Dawson, Stafford G.	3	1	0	8	8	8.00	0	0	0	0
Peachey, Matt	0.5	1	0	8	8	8.00	2	0	0	0
Patel, Nikul	1	2	0	8	8	4.00	1	0	2/1	0
Woodley, Len	1.5	2	2	6*	7	N/A	1	0	0	0
Amato, Shane	0.5	1	0	7	7	7.00	0	0	1	0
Nairn, Joshua G.	1	1	1	6*	6	N/A	0	0	0	1
Smith, Kieren E.	1	1	1	5*	5	N/A	0	0	0	0
Taylor, Lleyton	3.5	1	0	4	4	4.00	0	0	2	0.5
Bell, Blake	1	1	1	3*	3	N/A	0	0	0	0
Godbold, Anthony	1	1	0	3	3	3.00	0	0	0	0
Hayward, Andrew	0.5	1	0	3	3	3.00	0	0	0	0
Rickards, Craig	2	2	0	3	3	1.50	0	0	1	0
Chudasama, Nishit	1	1	1	2*	2	N/A	0	0	0	0
Gill, Nirmal	4	4	1	1	1	0.33	0	0	4	0
Mcqueen, Gregor	2.5	3	0	1	1	0.33	0	0	5	0
Harris, Paul	0.5	1	1	0*	0	N/A	0	0	0	1
Hayward, Scott	0.5	0	0	0	0	N/A	0	0	0	0
Shaik, Ershad	0.5	0	0	0	0	N/A	0	0	0	0
Smith, Jay	0.5	0	0	0	0	N/A	0	0	0	0
Wilde	0	0	0	0	0	N/A	0	0	1	0.5
Butler, Daniel	1	1	0	0	0	0.00	0	0	0	0
Cao, Trevor	1.5	1	0	0	0	0.00	0	0	0	0
Dijkmans, Stuart	0.5	1	0	0	0	0.00	0	0	1	0.5
Gittos, Terry	0.5	1	0	0	0	0.00	0	0	0	0
Sheppard, Damon J.	1.5	1	0	0	0	0.00	0	0	2	0

Season – Bowling

Player	Balls	Mdns	Wkts	Runs	Bowl Avg.	Best Bwlng	5wk inn.	7wk inn.	10wk mtch
D'Souza, Timothy	1024	52	36	433	12.03	5/40	2	0	0
Nairn, Gregory J.	1052	71	34	410	12.06	6/52	3	0	1
Lockyer, Chris	1032	55	32	462	14.44	6/32	3	0	0
Prescott, Chris	1148	43	23	430	18.70	5/27	3	0	0
Daye, Brendan	1127	35	23	470	20.43	5/54	2	0	0
Johnson, Luke	729	30	22	348	15.82	4/23	0	0	0
Chapman, Blair	646	24	22	386	17.55	6/56	1	0	0
Chellew, Chris	566	18	20	310	15.50	5/16	2	0	0
Daquino, Ed	636	21	20	333	16.65	3/8	0	0	0
George, Jamie	426	17	19	230	12.11	5/34	1	0	0
Keenan, Bradley	707	18	19	427	22.47	3/19	0	0	0
Smith, Peter C.	330	6	18	242	13.44	4/46	0	0	0
Swansson, Daniel	569	10	18	364	20.22	3/15	0	0	0
O'Shea, Shaun	708	32	17	311	18.29	3/22	0	0	0
Coverdale, Paul S.	820	19	17	392	23.06	5/43	1	0	0
Cleary, Simon	504	26	16	223	13.94	3/11	0	0	0
Mitchell, Ben	562	21	16	273	17.06	4/27	0	0	0
Shah, Hiten	760	52	15	210	14.00	4/21	0	0	0
De Jager, Ken	566	32	15	214	14.27	3/19	0	0	0
Mckeig, Donald R.	430	16	15	220	14.67	3/16	0	0	0
Arnott-Dungey, Sheahan	491	16	15	306	20.40	2/2	0	0	0
Taylor, Robert J.	649	23	15	308	20.53	4/29	0	0	0
Taylor, Chris	307	11	14	211	15.07	4/37	0	0	0
Harmer, Matthew J.	501	12	13	249	19.15	4/19	0	0	0
Sheppard, Greg	235	1	12	211	17.58	4/25	0	0	0
Strauss, Craig	472	3	12	475	39.58	3/16	0	0	0
Knight, Michael	609	24	11	313	28.45	3/62	0	0	0
Inglis, David G.	230	9	10	155	15.50	3/19	0	0	0
George, Shane	254	3	10	168	16.80	3/0	0	0	0
Spencer, Kirk	312	18	9	160	17.78	3/35	0	0	0
Elliman, Bradley R.	324	9	9	194	21.56	4/21	0	0	0
Mckay, Wade	556	11	9	333	37.00	3/51	0	0	0
Budd, Russell	164	9	8	69	8.63	3/24	0	0	0
Magill, Anthony J.	174	5	8	121	15.13	3/11	0	0	0
Hendry, Jamie	678	27	8	311	38.88	2/39	0	0	0
Perrozzi, Sergio	204	9	7	101	14.43	4/49	0	0	0
Gill, Nirmal	266	9	7	132	18.86	2/11	0	0	0
Patel, Harsh J.	122	7	6	43	7.17	4/32	0	0	0
Scott, Chris	133	6	6	76	12.67	3/7	0	0	0
Ross, Andrew	126	1	6	140	23.33	3/43	0	0	0
Jefferys, Stewart D.	144	2	6	141	23.50	3/45	0	0	0
Barry, David K.	435	14	6	215	35.83	3/33	0	0	0
Ambati, Raviteja	139	7	5	54	10.80	2/8	0	0	0
Davidson, Luke	71	1	5	65	13.00	5/17	1	0	0
Hewitt, Damien P.	342	15	5	157	31.40	2/59	0	0	0
Mcnab, Cameron R.	68	0	4	72	18.00	2/26	0	0	0
Scholefield, Michael	174	8	4	77	19.25	2/33	0	0	0
Duncan, Rodney	168	8	4	98	24.50	3/8	0	0	0
Harris, Lachlan	96	1	4	119	29.75	3/32	0	0	0
Smith, Kieren E.	42	2	3	20	6.67	3/20	0	0	0
Hewitt, Glen	58	2	3	27	9.00	3/10	0	0	0
Luckham, Jim	42	0	3	48	16.00	3/48	0	0	0
Bell, Blake	54	0	3	62	20.67	2/35	0	0	0
Rickards, Craig	78	2	2	27	13.50	2/10	0	0	0
Dart, Geoff	60	4	2	52	26.00	1/0	0	0	0
Groube, Tony	234	5	2	153	76.50	1/12	0	0	0
Pringle, Travis J.	2	0	1	2	2.00	1/2	0	0	0

Season – Bowling

Player	Balls	Mdns	Wkts	Runs	Bowl Avg.	Best BwIng	5wk inn.	7wk inn.	10wk mtch
Lloyde, Shane	18	1	1	4	4.00	1/4	0	0	0
Taylor, Lleyton	24	2	1	7	7.00	1/1	0	0	0
Paice, Steve	36	0	1	15	15.00	1/1	0	0	0
Wittensleger, Arden	24	0	1	16	16.00	1/16	0	0	0
Davis, Andrew	42	3	1	22	22.00	1/4	0	0	0
Fanayan, Omid	36	1	1	22	22.00	1/6	0	0	0
Welsh, Jos	23	0	1	28	28.00	1/11	0	0	0
Paice, Laurence	42	2	1	31	31.00	1/31	0	0	0
Sheppard, Damon J.	48	0	1	35	35.00	1/26	0	0	0
Shaik, Ershad	30	0	1	37	37.00	1/37	0	0	0
Twomey, Joseph	30	0	1	42	42.00	1/25	0	0	0
Henshall, Steve	30	0	1	46	46.00	1/5	0	0	0
Tyler, Allan	78	1	1	48	48.00	1/30	0	0	0
Peachey, Matt	42	0	1	51	51.00	1/51	0	0	0
Ilaupa, Ashley	90	0	1	87	87.00	1/11	0	0	0
Piercy, David W.	152	2	1	125	125.00	1/54	0	0	0
Ilaupa, Walo	108	0	1	137	137.00	1/36	0	0	0
Hansen, Andrew	342	10	1	163	163.00	1/39	0	0	0
Fanayan, Farbod	2	0	0	1	N/A	0/1	0	0	0
Warren, Paul	1	0	0	1	N/A	0/1	0	0	0
Magill, Simon	18	1	0	4	N/A	0/1	0	0	0
Cao, Trevor	6	0	0	6	N/A	0/6	0	0	0
Pritchard, Chris P.	12	0	0	6	N/A	0/6	0	0	0
Harris, Paul	12	0	0	10	N/A	0/10	0	0	0
Kinsella, David	24	1	0	10	N/A	0/10	0	0	0
Collins, Bradley	24	1	0	11	N/A	0/4	0	0	0
Scholes, Glen W.	18	1	0	11	N/A	0/11	0	0	0
Godbold, Anthony	6	0	0	13	N/A	0/13	0	0	0
Nairn, Joshua G.	24	0	0	14	N/A	0/2	0	0	0
Dawson, Ken C.	4	0	0	15	N/A	0/15	0	0	0
Pedlar, Travis D.	24	1	0	15	N/A	0/15	0	0	0
Chudasama, Nishit	30	0	0	25	N/A	0/25	0	0	0
Warren, Justin	18	0	0	25	N/A	0/25	0	0	0
Haines, Doug	42	0	0	26	N/A	0/6	0	0	0
Vasantharao, Praveen	30	1	0	39	N/A	0/0	0	0	0
Hayward, Andrew	42	0	0	45	N/A	0/45	0	0	0

More statistics can be found at the club's website
www.bentleycc.com

Career – Batting and Fielding

Player	M	Inn.	N/O	Best Score	Runs	Bat Avg.	4s	6s	50s/100s	Cat./Stp.	R/O
Dungey, Donald (Lloyd)	466.5	554	85	117	9510	20.28	752	65	35/3	185	28.5
Cairns, Steve G.	377	494	65	74	5894	13.74	391	9	14	128	5
Hayward, Andrew	238.5	265	32	114*	4959	21.28	388	8	23/3	119/5	11
Harmer, Matthew J.	230	259	35	102*	4326	19.31	422	16	16/2	152/9	19.5
Shearing, Steve J.	157.5	172	30	108*	4009	28.23	344	11	25/2	57	2
Sheppard, Greg	143	172	8	154	3878	23.65	465	49	16/3	37	1.5
Magill, Simon	218	248	31	111	3595	16.57	319	3	13/2	101	4.5
Warren, Paul	157.5	187	15	96*	3566	20.73	381	57	19	215/23	11
Warren, Justin	139	156	20	120*	3495	25.70	331	50	13/3	108	9
Berry, David P.	108	110	24	121*	3215	37.38	324	30	21/5	98/12	11
Magill, Anthony J.	198.5	212	50	112	3074	18.98	292	80	8/1	94	23.5
Smith, Peter C.	111	128	9	101*	3071	25.81	360	37	16/1	77	8.5
George, Jamie	151	161	12	160	2950	19.80	340	40	11/1	72	11.5
Davies, Glenn M.	213	210	40	70*	2889	16.99	237	7	10	257/2	13.5
Spencer, Kirk	130	147	27	80	2486	20.72	269	54	11	60	4
Dawson, Ken C.	122.5	133	9	99	2414	19.47	212	8	8	37	4
Jefferys, Stewart D.	106	112	14	120	2245	22.91	214	9	14/1	89/3	3
Welsh, Jos	75	92	10	95	2209	26.94	245	21	17	35	1.5
Hewitt, Glen	116	127	11	117	2037	17.56	169	5	5/2	42	1.5
Paice, Steve	107	119	11	144	1916	17.74	196	5	7/1	75	7
Naim, Gregory J.	212	194	60	95	1593	11.89	155	8	1	84/1	13.5
Fanayan, Farbod	63	67	5	117*	1539	24.82	191	18	7/2	34	4
Pritchard, Chris P.	75	90	4	87	1489	17.31	160	3	7	54/1	1.5
Lockyer, Chris	95.5	104	10	69	1410	15.00	100	16	2	51	5.5
Fanayan, Omid	47	57	2	112	1384	25.16	152	6	6/2	30/1	2.5
Hendry, Jamie	67	80	8	140	1370	19.03	126	44	4/1	39	4
Haines, Doug	52	61	5	96	1350	24.11	138	7	7	45/5	2
Perrozzi, Sergio	66	67	6	81	1289	21.13	112	4	9	27	0.5
Taylor, Chris	14	22	4	164	1140	63.33	114	52	7/3	21	3
Scott, Chris	68	79	10	79	1027	14.88	109	5	5	75/2	6.5
Paice, Laurence	42	53	3	79	949	18.98	81	0	4	27	0
Budd, Russell	41	47	1	80	899	19.54	88	3	4	35	2
Dawson, Stafford G.	80	76	8	54	873	12.84	68	2	2	25	2
Barry, David K.	88	78	26	51*	844	16.23	62	6	1	48	3
Hewitt, Damien P.	53	64	7	71	844	14.81	94	5	2	18	1.5
O'Shea, Shaun	96	88	22	53	836	12.67	107	6	1	21	3
Dart, Geoff	123.5	117	27	69	803	8.92	45	1	1	145/1	13.5
Knight, Michael	38	43	5	55	777	20.45	76	3	2	16	2.5
Amato, Shane	30	34	1	81	744	22.55	82	19	3	20	0.5
Daquino, Ed	47	45	13	76	719	22.47	85	9	4	6	0.5
Rickards, Craig	66.5	65	18	72	716	15.23	58	11	2	18	2
George, Shane	45	46	7	55	686	17.59	68	4	1	14	1
Prescott, Chris	68	67	28	71*	685	17.56	59	4	1	21	7.5
Daye, Brendan	35	34	5	67*	667	23.00	62	0	4	12	1
Di Perna, John	60	59	13	59	663	14.41	59	1	2	99/12	6.5
Tyler, Allan	36.5	42	5	58	650	17.57	67	9	3	29/1	4.5
Groube, Tony	27.5	33	1	77	647	20.22	76	3	4	16	1.5
Henshall, Steve	80.5	73	34	42	581	14.90	48	10	0	42	4.5
Chapman, Blair	78.5	77	31	45	548	11.91	41	0	0	16	2.5
De Jager, Ken	62	57	11	40	534	11.61	39	3	0	28	3
Mitchell, Ben	41	33	6	75	518	19.19	73	6	3	18	3
Woodley, Len	59	74	16	63*	507	8.74	37	4	1	15	0
Scholefield, Michael	27	31	1	55	503	16.77	67	2	2	6	0
Hansen, Andrew	26	25	6	89*	499	26.26	52	6	2	8	4
Naim, Joshua G.	59	63	17	42	476	10.35	48	3	0	24	3.5
Manjire, Abhijit	27.5	36	3	49	450	13.64	45	4	0	3	1
Elliman, Bradley R.	15	17	3	79*	393	28.07	44	1	1	6	0
Cleary, Simon	27	28	3	68	383	15.32	45	6	1	7	0.5
Marcar, Crispian (Kip)	18	18	1	46	372	21.88	31	6	0	12	0
Scholes, Glen W.	16.5	19	1	73	368	20.44	39	5	2	4	0
D'Souza, Timothy	58	58	23	44	347	9.91	31	2	0	35	2

Career – Batting and Fielding

Player	M	Inn.	N/O	Best Score	Runs	Bat Avg.	4s	6s	50s/100s	Cat./Stp.	R/O
Coverdale, Paul S.	12	11	1	107*	344	34.40	32	4	2/1	2	2
Mckeig, Donald R.	12	13	1	66	316	26.33	30	2	1	8	0
Wittensleger, Arden	6	6	0	140	313	52.17	45	7	1/1	4/1	1.5
Worcester, Troy R.	8	8	2	85*	289	48.17	32	4	3	5	0
Duffy, Jack	8.5	9	1	101	286	35.75	38	0	1/1	13	2
Butler, Daniel	14.5	16	1	68	233	15.53	23	3	1	12	0
Arnott-Dungey, Sheahan	54.5	39	13	25	232	8.92	19	1	0	5	0
Chappelle, Culver	11	12	0	58	223	18.58	19	0	2	7/1	1
Chellew, Chris	12	11	0	39	180	16.36	22	0	0	3	0.5
Lloyde, Shane	23	16	3	64	180	13.85	21	4	1	10	0
Twomey, Joseph	5.5	11	1	41	178	17.80	18	3	0	2	0
Solomon, Darren J.	19	16	6	34*	164	16.40	12	0	0	40/1	1
Collins, Bradley	11	13	1	71	162	13.50	16	0	1	4	0
Hampson, Ryan	1.5	3	0	77	152	50.67	19	5	2	2	0
Harris, Lachlan	19	18	1	32	146	8.59	14	1	0	17/3	2.5
Duncan, Rodney	37.5	31	15	23*	142	8.88	6	0	0	10	1
Mckay, Wade	35	27	7	20*	142	7.10	14	0	0	16	1
Keenan, Bradley	13.5	13	6	38	129	18.43	17	3	0	8	1
Kinsella, David	8	8	0	35	121	15.13	13	0	0	2	1.5
Lisk, Mark	8	7	0	37	115	16.43	16	0	0	3	0
Strauss, Craig	9.5	13	3	34	105	10.50	10	3	0	7	0
Mcnab, Cameron R.	21	21	7	20	96	6.86	9	0	0	17	0.5
Patel, Harsh J.	3	4	0	51	90	22.50	11	0	1	2	0
Johnson, Luke	23	19	12	27*	73	10.43	6	0	0	3	1
Ambati, Raviteja	4	4	0	18	59	14.75	7	0	0	1	0
Pringle, Travis J.	4	7	1	15	52	8.67	6	0	0	5	1.5
Piercy, David W.	5	4	0	34	40	10.00	6	0	0	0	0
Vasantharao, Praveen	4	4	0	29	39	9.75	7	0	0	2	1
Shah, Hiten	11	9	4	11*	37	7.40	1	0	0	0	0
Ilaupa, Ashley	4	5	2	11	36	12.00	1	1	0	2	0
Swansson, Daniel	22.5	12	6	10*	26	4.33	5	0	0	10	0
Ilaupa, Walo	3.5	5	1	8*	22	5.50	3	0	0	0	0
Hatherley, Geoffrey L.	5	7	2	9	20	4.00	1	0	0	0	0
Taylor, Robert J.	10	6	1	7	17	3.40	2	1	0	0	0
Ross, Andrew	2.5	4	1	7*	16	5.33	0	0	0	1	0
Luckham, Jim	0.5	1	1	15*	15	N/A	2	0	0	0	0
Davis, Andrew	1	2	1	9	13	13.00	3	0	0	2	0
Pedlar, Travis D.	1	1	1	12*	12	N/A	0	0	0	0	0
Kanade, Rohan	1	1	0	11	11	11.00	1	0	0	1	0
Inglis, David G.	5.5	4	0	9	11	2.75	0	0	0	4	0
Cook, Mark	1	1	0	10	10	10.00	0	0	0	0	0
Davidson, Luke	1	2	2	8*	8	N/A	2	0	0	1	0
Peachey, Matt	0.5	1	0	8	8	8.00	2	0	0	0	0
Patel, Nikul	1	2	0	8	8	4.00	1	0	0	2/1	0
Smith, Kieren E.	2	2	1	5*	7	7.00	0	0	0	0	0
Taylor, Lleyton	3.5	1	0	4	4	4.00	0	0	0	2	0.5
Bell, Blake	1	1	1	3*	3	N/A	0	0	0	0	0
Godbold, Anthony	1	1	0	3	3	3.00	0	0	0	0	0
Chudasama, Nishit	1	1	1	2*	2	N/A	0	0	0	0	0
McQueen, Gregor	2.5	3	0	1	1	0.33	0	0	0	5	0
Gill, Nirmal	4	4	1	1	1	0.33	0	0	0	4	0
Hayward, Scott	0.5	0	0	0	0	N/A	0	0	0	0	0
Harris, Paul	0.5	1	1	0*	0	N/A	0	0	0	0	1
Shaik, Ershad	0.5	0	0	0	0	N/A	0	0	0	0	0
Smith, Jay	1.5	0	0	0	0	N/A	0	0	0	1	0
Wilde	0	0	0	0	0	N/A	0	0	0	1	0.5
Sheppard, Damon J.	1.5	1	0	0	0	0.00	0	0	0	2	0
Dijkmans, Stuart	0.5	1	0	0	0	0.00	0	0	0	1	0.5
Gittos, Terry	0.5	1	0	0	0	0.00	0	0	0	0	0
Cao, Trevor	1.5	1	0	0	0	0.00	0	0	0	0	0


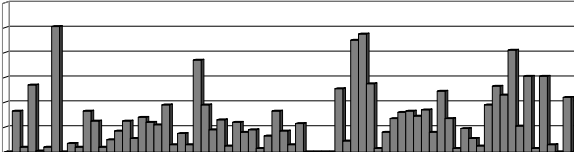
Career – Bowling


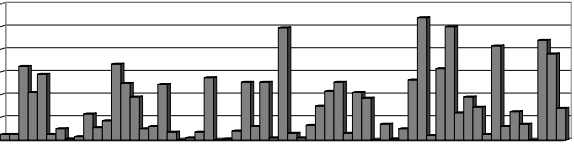
Player	Balls	Mdns	Wkts	Runs	Bowl Avg.	Best Bwlng	5wk inn.	7wk inn.	10wk mtch
Nairn, Gregory J.	20414	1021	567	8032	14.17	8/13	26	4	4
Hayward, Andrew	15967	613	384	6938	18.07	8/5	16	5	5
Magill, Anthony J.	14655	656	366	6572	17.96	8/35	13	2	1
O'Shea, Shaun	8896	357	282	4224	14.98	7/38	16	2	1
George, Jamie	8018	354	271	3396	12.53	7/18	12	1	2
Spencer, Kirk	8147	343	243	3738	15.38	6/19	9	0	0
Harmer, Matthew J.	6818	278	206	3324	16.14	5/14	3	0	0
Sheppard, Greg	4910	137	162	2893	17.86	6/53	4	0	0
Hendry, Jamie	5982	281	154	2690	17.47	7/35	8	1	1
Rickards, Craig	5196	236	153	2022	13.22	7/40	5	1	0
Barry, David K.	6562	275	152	2889	19.01	5/27	3	0	0
Chapman, Blair	5591	207	143	2904	20.31	6/56	2	0	0
Henshall, Steve	4780	177	139	2415	17.37	5/20	4	0	0
Prescott, Chris	5579	223	138	2506	18.16	5/21	7	0	0
Lockyer, Chris	4502	212	132	1936	14.67	6/32	6	0	0
Shearing, Steve J.	4065	131	115	2021	17.57	6/45	1	0	0
Woodley, Len	3456	84	113	1227	10.86	6/22	6	0	3
D'Souza, Timothy	4101	174	109	1863	17.09	5/12	3	0	0
Duncan, Rodney	3255	137	88	1546	17.57	6/34	3	0	0
Perrozzi, Sergio	3406	111	85	1713	20.15	6/20	4	0	0
Smith, Peter C.	2890	96	78	1351	17.32	4/46	0	0	0
De Jager, Ken	3302	138	78	1511	19.37	7/26	1	1	0
Hewitt, Glen	2917	105	70	1476	21.09	6/29	2	0	0
Nairn, Joshua G.	3113	112	67	1725	25.75	4/7	0	0	0
Daquino, Ed	2281	69	64	1182	18.47	3/8	0	0	0
Hewitt, Damien P.	2769	104	62	1264	20.39	5/32	1	0	0
Tyler, Allan	2508	94	62	1374	22.16	5/17	2	0	0
Mitchell, Ben	1930	64	57	1006	17.65	6/39	2	0	0
Mckay, Wade	2138	71	56	1083	19.34	5/37	1	0	0
George, Shane	1339	24	54	896	16.59	5/33	1	0	0
Daye, Brendan	2352	88	54	1056	19.56	5/33	3	0	0
Warren, Justin	1704	62	48	917	19.10	4/28	0	0	0
Knight, Michael	1910	81	46	922	20.04	4/29	0	0	0
Dungey, Donald (Lloyd)	1262	11	41	682	16.63	4/11	0	0	0
Arnott-Dungey, Sheahan	1343	34	37	853	23.05	3/31	0	0	0
Scholefield, Michael	1283	53	35	671	19.17	4/27	0	0	0
Johnson, Luke	1041	35	29	599	20.66	4/23	0	0	0
Magill, Simon	1098	19	27	632	23.41	5/28	1	0	0
Hansen, Andrew	1097	37	26	530	20.38	6/37	1	0	0
Lloyde, Shane	753	14	25	491	19.64	3/20	0	0	0
Taylor, Chris	454	12	23	308	13.39	6/14	1	0	0
Cleary, Simon	684	29	23	351	15.26	4/50	0	0	0
Shah, Hiten	1062	65	22	356	16.18	4/21	0	0	0
Scott, Chris	617	22	21	363	17.29	4/11	0	0	0
Chellew, Chris	566	18	20	310	15.50	5/15	2	0	0
Manjire, Abhijit	495	6	20	386	19.30	4/20	0	0	0
Swansson, Daniel	683	14	20	446	22.30	3/15	0	0	0
Keenan, Bradley	707	18	19	427	22.47	3/19	0	0	0
Dawson, Ken C.	542	11	18	347	19.28	3/9	0	0	0
Coverdale, Paul S.	820	19	17	392	23.06	5/43	1	0	0
Mckeig, Donald R.	430	16	15	220	14.67	3/16	0	0	0
Taylor, Robert J.	649	23	15	308	20.53	4/29	0	0	0
Welsh, Jos	403	10	13	280	21.54	2/5	0	0	0
Budd, Russell	524	20	13	285	21.92	3/24	0	0	0
Groube, Tony	486	7	13	359	27.62	3/35	0	0	0
Strauss, Craig	520	3	13	541	41.62	3/16	0	0	0
Inglis, David G.	230	9	10	155	15.50	3/19	0	0	0


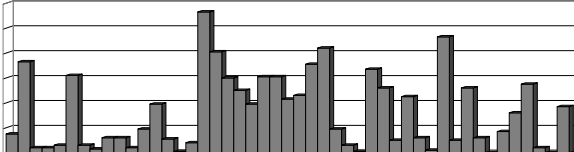
Career – Bowling


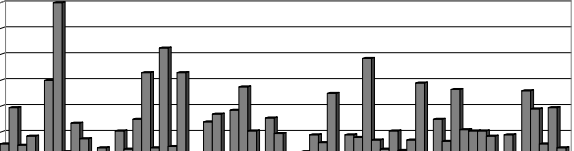
Player	Balls	Mdns	Wkts	Runs	Bowl Avg.	Best Bwlng	5wk inn.	7wk inn.	10wk mtch
Amato, Shane	540	15	10	264	26.40	4/24	0	0	0
Paice, Steve	447	13	10	284	28.40	2/12	0	0	0
Davies, Glenn M.	438	9	10	339	33.90	2/8	0	0	0
Elliman, Bradley R.	324	9	9	194	21.56	4/21	0	0	0
Pritchard, Chris P.	354	8	9	245	27.22	4/30	0	0	0
Jefferys, Stewart D.	228	3	8	231	28.88	3/45	0	0	0
Dawson, Stafford G.	522	7	8	368	46.00	1/0	0	0	0
Gill, Nirmal	266	9	7	132	18.86	2/11	0	0	0
Patel, Harsh J.	122	7	6	43	7.17	4/32	0	0	0
Fanayan, Farbod	174	5	6	108	18.00	2/10	0	0	0
Ross, Andrew	126	1	6	140	23.33	3/43	0	0	0
Dart, Geoff	192	4	6	152	25.33	1/0	0	0	0
Ambati, Raviteja	139	7	5	54	10.80	2/8	0	0	0
Davidson, Luke	71	1	5	65	13.00	5/17	1	0	0
Chappelle, Culver	174	3	5	159	31.80	3/48	0	0	0
Cairns, Steve G.	103	3	4	68	17.00	2/22	0	0	0
Fanayan, Omid	162	7	4	83	20.75	2/44	0	0	0
Harris, Lachlan	96	1	4	119	29.75	3/32	0	0	0
McNab, Cameron R.	152	1	4	157	39.25	2/26	0	0	0
Smith, Kieren E.	42	2	3	20	6.67	3/20	0	0	0
Luckham, Jim	42	0	3	48	16.00	3/48	0	0	0
Bell, Blake	54	0	3	62	20.67	2/35	0	0	0
Berry, David P.	54	0	2	49	24.50	1/7	0	0	0
Paice, Laurence	102	3	2	75	37.50	1/5	0	0	0
Pringle, Travis J.	2	0	1	2	2.00	1/2	0	0	0
Taylor, Lleyton	24	2	1	7	7.00	1/1	0	0	0
Wittensleger, Arden	24	0	1	16	16.00	1/16	0	0	0
Davis, Andrew	42	3	1	22	22.00	1/4	0	0	0
Sheppard, Damon J.	48	0	1	35	35.00	1/26	0	0	0
Shaik, Ershad	30	0	1	37	37.00	1/37	0	0	0
Twomey, Joseph	30	0	1	42	42.00	1/25	0	0	0
Peachey, Matt	42	0	1	51	51.00	1/51	0	0	0
Ilaupa, Ashley	90	0	1	87	87.00	1/11	0	0	0
Piercy, David W.	152	2	1	125	125.00	1/54	0	0	0
Ilaupa, Walo	108	0	1	137	137.00	1/36	0	0	0
Cao, Trevor	6	0	0	6	N/A	0/6	0	0	0
Kinsella, David	24	1	0	10	N/A	0/10	0	0	0
Harris, Paul	12	0	0	10	N/A	0/10	0	0	0
Collins, Bradley	24	1	0	11	N/A	0/4	0	0	0
Scholes, Glen W.	18	1	0	11	N/A	0/11	0	0	0
Godbold, Anthony	6	0	0	13	N/A	0/13	0	0	0
Pedlar, Travis D.	24	1	0	15	N/A	0/15	0	0	0
Butler, Daniel	54	4	0	24	N/A	0/0	0	0	0
Chudasama, Nishit	30	0	0	25	N/A	0/25	0	0	0
Vasantharao, Praveen	30	1	0	39	N/A	0/0	0	0	0
Haines, Doug	72	0	0	40	N/A	0/6	0	0	0
Warren, Paul	67	0	0	70	N/A	0/1	0	0	0


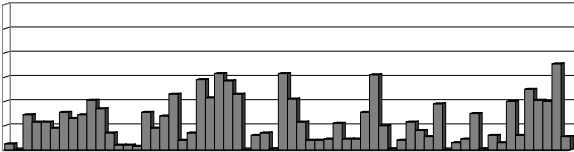
Top Ten Runscorers for the Last 5 Seasons

	PETER SMITH		Runs: 1805	Average: 26.94
	Best: 101*	Innings: 72	Not Outs: 5	Ducks: 6
	Fours: 204	Sixes: 28	Fifties: 10	Hundreds: 1
				

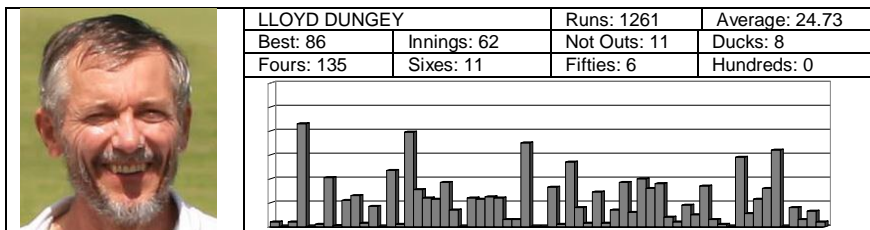

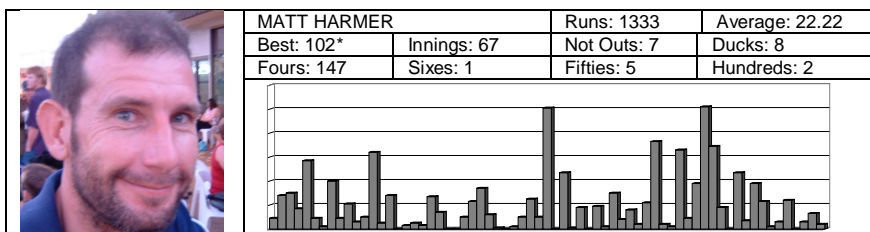
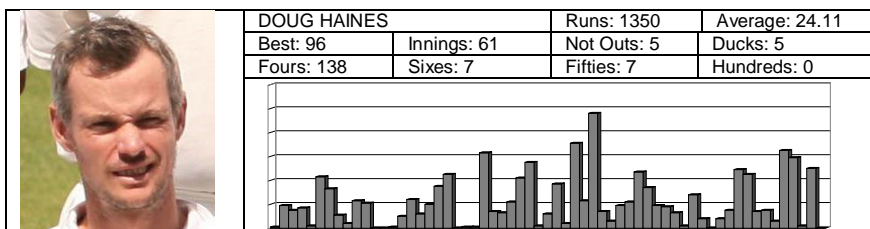
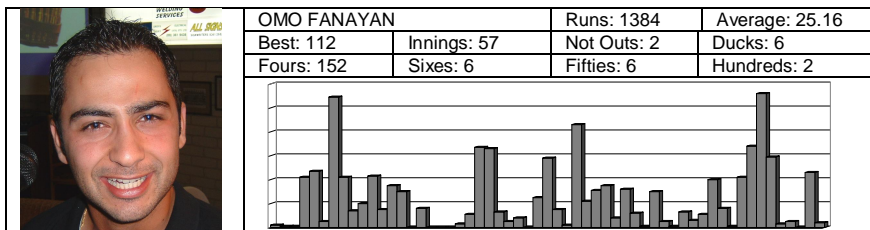
	STEVE SHEARING		Runs: 1777	Average: 34.84
	Best: 108*	Innings: 61	Not Outs: 10	Ducks: 3
	Fours: 147	Sixes: 3	Fifties: 14	Hundreds: 2
				

	DAVID BERRY		Runs: 1514	Average: 43.26
	Best: 113*	Innings: 47	Not Outs: 12	Ducks: 2
	Fours: 160	Sixes: 13	Fifties: 14	Hundreds: 1
				

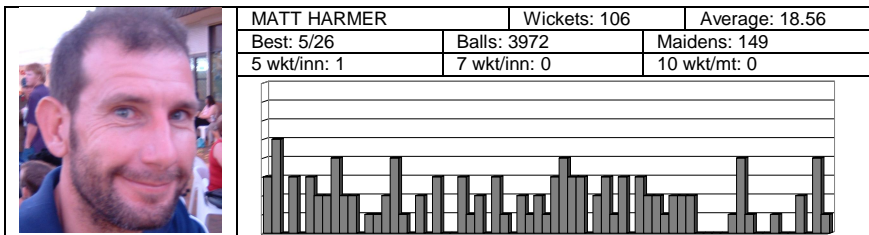
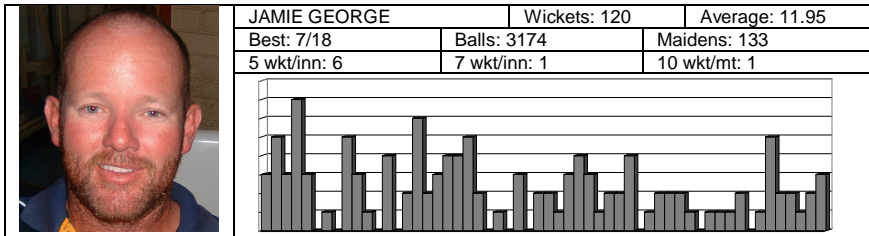
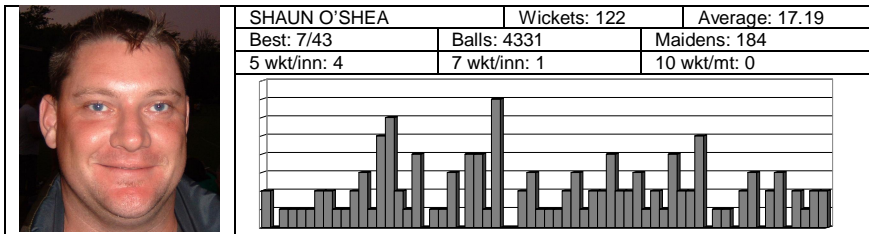
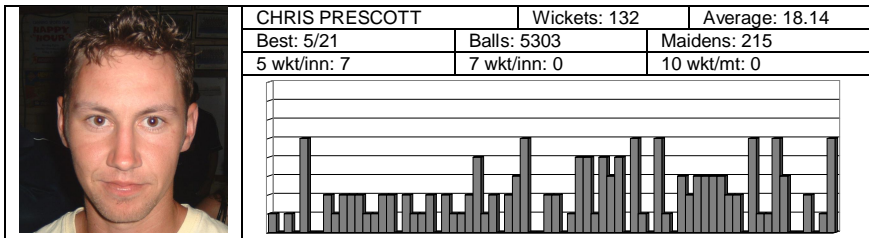
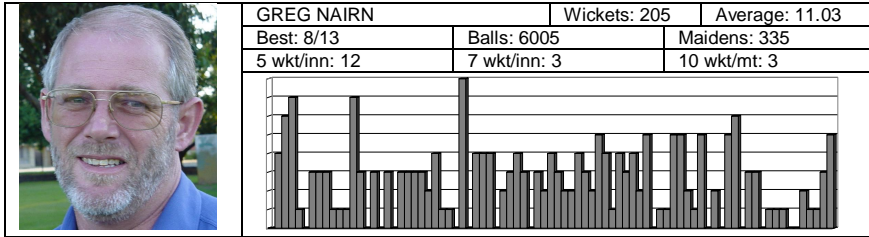
	STEWART JEFFERYS		Runs: 1506	Average: 25.97
	Best: 120	Innings: 64	Not Outs: 6	Ducks: 5
	Fours: 144	Sixes: 5	Fifties: 10	Hundreds: 1
				

	JUSTIN WARREN		Runs: 1455	Average: 27.98
	Best: 71*	Innings: 62	Not Outs: 10	Ducks: 3
	Fours: 148	Sixes: 25	Fifties: 7	Hundreds: 0
				


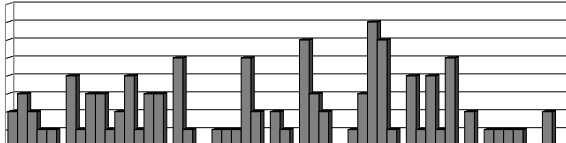
Top Ten Runscorers for the Last 5 Seasons


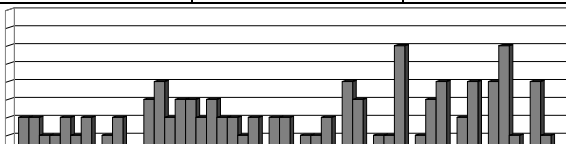



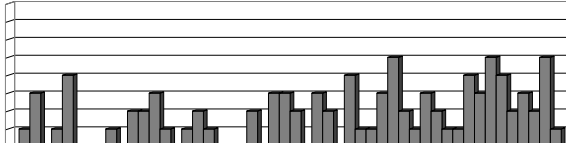
Top Ten Wicket Takers for the Last 5 Seasons


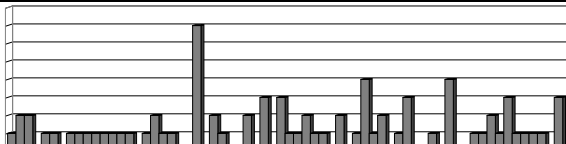



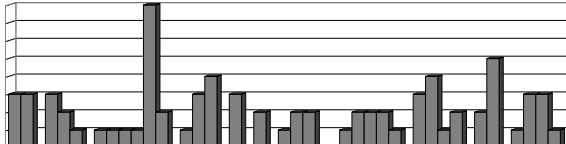
Top Ten Wicket Takers for the Last 5 Seasons

	JAMIE HENDRY		Wickets: 105	Average: 16.58
	Best: 7/35	Balls: 4103	Maidens: 197	
	5 wkt/inn: 6	7 wkt/inn: 1	10 wkt/mt: 1	
				

	BLAIR CHAPMAN		Wickets: 94	Average: 19.29
	Best: 6/56	Balls: 3437	Maidens: 119	
	5 wkt/inn: 2	7 wkt/inn: 0	10 wkt/mt: 0	
				

	TIM D'SOUZA		Wickets: 90	Average: 16.21
	Best: 5/12	Balls: 3245	Maidens: 140	
	5 wkt/inn: 3	7 wkt/inn: 0	10 wkt/mt: 0	
				

	KEN DE JAGER		Wickets: 78	Average: 19.37
	Best: 7/26	Balls: 3302	Maidens: 138	
	5 wkt/inn: 1	7 wkt/inn: 1	10 wkt/mt: 0	
				

	TONY MAGILL		Wickets: 77	Average: 14.99
	Best: 8/35	Balls: 2590	Maidens: 119	
	5 wkt/inn: 2	7 wkt/inn: 1	10 wkt/mt: 1	
				

Partnership Records

All Sides

<i>Wk</i>	<i>Runs</i>	<i>Side</i>	<i>Dismissed</i>	<i>Not Out</i>	<i>Opponent</i>	<i>Season</i>	<i>Ground</i>
1	253	6	C.Taylor	K.Dawson	Bedford/Morley	2007/08	R.A. Cook
2	143	3	S.Paice	C.Pritchard	Frem./Mos.Park	2007/08	Gil Fraser
3	186	1	P.Coverdale	A.Wittensleger	Ocean Ridge	2007/08	Flinders
4	156	1	S.Shearing	D.Berry	Melville	1995/96	Tompkins
5	158	3	G.Hewitt	Kieren Elliott	Bedford/Morley	2004/05	Shelley
6	198	1	K.Hocking	G.Verco	Mosman Park	1977/78	Davis
7	177	3	L.Kirwan	L.Dungey	Dianella/Alexander	1995/96	Wyong
8	127	1	L.Dungey	A.Hayward	Maccabi	1981/82	Maccabean Mem.
9	97	1	R.Gangell	R.Ritchie	Pickering Brook	1956/57	
10	91	3	K.Chapman	G.Farrall	Marist/Newman	1980/81	Raphael

1st Side

<i>Wkt</i>	<i>Runs</i>	<i>Dismissed</i>	<i>Not Out</i>	<i>Opponent</i>	<i>Season</i>	<i>Ground</i>
1	135	C.Mueller	S.Shearing	Doubleview/Carine	2004/05	Monyash
2	129*	L.Dungey	B.Hayward	Whitfords	1979/80	Robin
3	186	P.Coverdale	A.Wittensleger	Ocean Ridge	2007/08	Flinders
4	156	S.Shearing	D.Berry	Melville	1995/96	Tompkins
5	154*	D.Berry	M.Reilly	Wembley Downs	1999/00	Flinders
6	198	K.Hocking	G.Verco	Mosman Park	1977/78	Davis
7	148	M.Knowles	L.Dungey	Marist/Newman	1985/86	College
8	127	L.Dungey	A.Hayward	Maccabi	1981/82	Maccabean Mem.
9	97	R.Gangell	R.Ritchie	Pickering Brook	1956/57	
10	81	S.O'Shea	S.Shearing	Whitfords	2004/05	McDonald

2nd Side

<i>Wkt</i>	<i>Runs</i>	<i>Dismissed</i>	<i>Not Out</i>	<i>Opponent</i>	<i>Season</i>	<i>Ground</i>
1	229	G.Sheppard	S.Magill	Girrawheen	1994/95	Wyong
2	100*	William Harmer	C.Reynolds	S.T.C.	1978/79	Swanbourne HS
3	165	F.Fanayan	T.Woodruff	Wembley Districts	2006/07	Jones Paskin
4	142	K.Dawson	J.Chandler	Kalamunda	1998/99	Fleming
5	133	P.Warren	J.Welsh	Western Suburbs	2007/08	Rosalie
6	100*	D.Berry	M.Harmer	Applecross	2006/07	Wyong
7	126	G.Nairn	J.Kozak	Tuart Hill	1986/87	Coolbinia
8	124*	B.Daye	A.Magill	Subiaco/Marist	2005/06	Wyong
9	66	G.Corey	P.Roach (Snr)	Tuart Hill	1977/78	Robertsbridge
10	76	S.Henshall	C.Rickards	South Perth	2000/01	Wyong

3rd Side

<i>Wkt</i>	<i>Runs</i>	<i>Dismissed</i>	<i>Not Out</i>	<i>Opponent</i>	<i>Season</i>	<i>Ground</i>
1	175*	M.Murphy	Greg Dickerson	Murdoch University	1996/97	Murdoch University
1	175	G.Hewitt	T.Groube	Frem./Mos.Park	2006/07	Shelley
2	143	S.Paice	C.Pritchard	Frem./Mos.Park	2007/08	Gil Fraser
3	168	S.Jefferys	O.Fanayan	Applecross	2003/04	Wyong
4	141	J.Ford	T.Shepherd	Bedford	1990/91	Deschamp
5	158	G.Hewitt	Kieren Elliott	Bedford/Morley	2004/05	Shelley
6	143	P.Quartermaine	L.Dungey	Melville	1994/95	Tompkins
7	177	L.Kirwan	L.Dungey	Dianella/Alexander	1995/96	Wyong
8	125	C.Rickards	J.Warren	Balcatta	2000/01	Delawney
9	75	B.Fleet	D.Gascoigne	Subiaco/Marist	2003/04	Newman
10	91	K.Chapman	G.Farrall	Marist/Newman	1980/81	Raphael

Partnership Records

4th Side

<i>Wkt</i>	<i>Runs</i>	<i>Dismissed</i>	<i>Not Out</i>	<i>Opponent</i>	<i>Season</i>	<i>Ground</i>
1	115*	Geoff Dart	C.Scott	Curtin/Vic.Park	2003/04	Maniana
2	115	R.Fernandez	S.Jefferys	Balcatta	2000/01	Shelley
	115	S.Jefferys	J.George	Shenton Park	2000/01	Churchlands College
3	132	C.Lockyer	D.Berry	Balcatta	2005/06	Sheldrake
4	110	D.Sykes	L.Dungey	South Perth	2001/02	Forrest
5	145	Greg Dickerson	P.Warren	Shenton Park	1995/96	Grand Promenade
6	138	R.Budd	J.Hendry	Subiaco/Marist	2003/04	Maniana
7	102	C.Lockyer	E.Daquino	Melville	2006/07	Tompkins
8	87*	C.Lockyer	K.De Jager	Wembley Districts	2005/06	Pat Goodridge
9	63	C.McNab	B.Elliman	Western Suburbs	2007/08	Shelley
10	57	G.Crogan	B.Chapman	Clmont/Nedlands	2000/01	David Cruikshank

5th Side

<i>Wkt</i>	<i>Runs</i>	<i>Dismissed</i>	<i>Not Out</i>	<i>Opponent</i>	<i>Season</i>	<i>Ground</i>
1	191	O.Fanayan	J.George	Curtin/Vic.Park	2007/08	Raphael
2	96	C.Taylor	S.Perrozzi	Western Suburbs	2007/08	Bentley PS
3	130	S.Cairns	L.Dungey	South Perth	2000/01	Maniana
4	115	K.Dawson	L.Dungey	Balcatta	2003/04	Ranford
5	109	J.Warren	L.Dungey	Tuart Hill	2007/08	Shelley
6	90	D.Gascoigne	W.Shaw	Swanbourne	1997/98	Swanbourne Beach
7	69	S.Dawson	A.Godwin	Whitfords	2001/02	Shelley
8	68	K.Spencer	A.Manjire	Balcatta	2003/04	Ranford
9	58	John Williams	Chris Williams	Applecross	1997/98	Winthrop
10	52	E.Daquino	S.Arnott-Dungey	Tuart Hill	2004/05	Shelley

6th Side

<i>Wkt</i>	<i>Runs</i>	<i>Dismissed</i>	<i>Not Out</i>	<i>Opponent</i>	<i>Season</i>	<i>Ground</i>
1	253	C.Taylor	K.Dawson	Bedford/Morley	2007/08	R.A. Cook
2	120	R.Hampson	P.Smith	South Perth	2007/08	Shelley
3	156	P.Smith	A.Magill	South Perth	2007/08	Bentley PS
4	96	S.George	P.Smith	Balcatta	2006/07	Bentley PS
5	63	C.Taylor	S.Dawson	Western Suburbs	2006/07	Maniana
6	51*	B.Andrews	S.Dawson	Western Suburbs	2006/07	Maniana
7	74*	S.George	P.Smith	Whitfords	2006/07	Belrose
8	35*	M.Massee	L.Johnson	Balcatta	2006/07	Graham Burkett
9	30	M.Massee	S.Cleary	Western Suburbs	2006/07	Grantham Selby
10	9	H.Paku	D.Swansson	South Perth	2006/07	George Burnett

Top Ten – Most Games

Total Career

466.5	L.Dungey		238.5	A.Hayward
408.5	G.Farrall		231	G.Woodhead
377	S.Cairns		230	M.Harmer
312	B.Hayward		226	John Williams
260.5	A.Malins		218	S.Magill

1st Side

236	L.Dungey		128	B.Trouchet
192	B.Hayward		123	Greg Dart
189	G.Farrall		110	A.Magill
185	A.Hayward		110	S.Shearing
167	P.Quartermaine		108	G.Nairn

2nd Side

151	S.Magill		119	R.Ritchie
131	S.Cairns		114	A.Malins
130	G.Davies		106	R.Street
121	M.Harmer		96	B.Hayward
121	G.Woodhead		95	Greg Dickerson

3rd Side

156	G.Farrall		71	L.Dungey
118	S.Cairns		65	K.Chapman
85	P.Roach snr		61	J.George
81	John Williams		61	P.Roach jnr
75	J.Warren		54	D.Scott

4th Side

54	D.Gascoigne		43	L.Dungey
48	G.Sheppard		42	R.Fernandez
47	K.De Jager		35	B.Kelly
46	Greg Dickerson		35	C.Scott
45	G.Edmonds		33	S.Cairns

5th Side

83	S.Cairns		39	S.Arnott-Dungey
50	G.Nairn		37	G.Partridge
48	L.Dungey		35	K.Spencer
47	W.Shaw		34	B.Chapman
41	J.Nairn		34	Geoff Dart

6th Side

18	P.Smith		7	C.McNab
10	L.Harris		7	S.Dawson
8.5	C.Strauss		7	G.Sheppard
8	C.Taylor		6	J.George
7.5	M.Massee		6	A.Magill
7.5	S.George			

Top Ten – Most Runs

Total Career

9510	L.Dungey		4727	G.Farrall
6122	B.Hayward		4326	M.Harmer
5894	S.Cairns		4216	R.Fernandez
5025	P.Quartermaine		4009	S.Shearing
4959	A.Hayward		3878	G.Sheppard

1st Side

4509	L.Dungey		2777	G.Farrall
4076	P.Quartermaine		2491	S.Shearing
3761	A.Hayward		2157	S.Rankin
3311	B.Hayward		2092	Greg Dart
3083	K.Esmond		1802	D.Berry

2nd Side

2887	S.Magill		1689	P.Kenrick
2855	M.Harmer		1674	S.Cairns
2318	William Harmer		1649	G.Davies
2299	P.Roberts		1539	L.Dungey
2179	B.Hayward		1491	R.Street

3rd Side

2257	S.Cairns		1248	John Williams
2138	J.Warren		1140	J.George
1403	L.Dungey		1123	R.Fernandez
1393	K.Chapman		1014	B.Kelly
1375	P.Roach snr		1014	P.Warren

4th Side

1251	G.Sheppard		805	P.Smith
1069	D.Berry		785	L.Dungey
928	Greg Dickerson		767	S.Shearing
901	R.Fernandez		725	B.Kelly
845	D.Haines		683	C.Scott

5th Side

1323	S.Cairns		552	J.George
1237	L.Dungey		538	W.Shaw
876	K.Spencer		517	T.Chapman
675	J.Warren		479	S.Dawson
617	G.Hewitt		468	D.Haines

6th Side

967	P.Smith		152	R.Hampson
774	C.Taylor		150	K.Dawson
325	J.George		121	L.Harris
323	A.Magill		113	S.Jefferys
248	G.Sheppard		113	S.George
178	J.Twomey			

Top Ten – Most Fours

Total Career

752	L.Dungey		391	S.Cairns
603	B.Hayward		388	A.Hayward
465	G.Sheppard		381	P.Warren
422	G.Farrall		370	Greg Dickerson
422	M.Harmer		360	P.Smith

1st Side

334	L.Dungey		245	K.Esmond
294	A.Hayward		220	S.Shearing
280	B.Hayward		186	H.Trevenen
264	G.Farrall		183	L.Thompson
248	P.Quartermaine		173	S.Rankin

2nd Side

293	M.Harmer		173	D.Rickards
267	S.Magill		149	G.Sheppard
253	B.Hayward		142	Greg Dickerson
248	William Harmer		139	P.Kenrick
209	P.Roberts		139	R.Ritchie

3rd Side

204	J.Warren		99	P.Warren
140	S.Cairns		98	J.Welsh
132	J.George		96	R.Fernandez
110	S.Paice		95	K.Chapman
103	P.Smith		94	C.Pritchard

4th Side

151	G.Sheppard		85	R.Fernandez
121	D.Berry		79	L.Dungey
112	Greg Dickerson		70	C.Scott
107	P.Smith		61	B.Kelly
86	D.Haines		60	S.Shearing

5th Side

123	L.Dungey		61	T.Chapman
106	K.Spencer		51	G.Hewitt
86	S.Cairns		46	D.Haines
81	J.George		45	J.Nairn
69	J.Warren		45	G.Sheppard

6th Side

100	P.Smith		18	S.Jefferys
70	C.Taylor		18	J.Twomey
39	G.Sheppard		16	K.Dawson
33	J.George		12	S.George
31	A.Magill		12	L.Harris
19	R.Hampson			

Top Ten – Most Sixes

Total Career

80	A.Magill		52	C.Taylor
65	L.Dungey		50	J.Warren
61	William Harmer		49	G.Sheppard
57	P.Warren		45	R.Fernandez
54	K.Spencer		44	J.Hendry

1st Side

30	L.Dungey		14	I.Dickerson
29	A.Magill		13	D.Arcaro
17	L.Thompson		10	William Harmer
15	D.Berry		10	P.Farrall
14	B.Hayward		10	K.Ritchie
14	P.Warren			

2nd Side

46	William Harmer		13	K.Spencer
24	A.Magill		12	P.Roberts
22	G.Sheppard		12	P.Warren
19	A.Malins		11	K.Ritchie
18	R.Fernandez		11	J.George

3rd Side

24	J.Warren		11	J.George
22	J.Hendry		11	L.Dungey
13	J.Welsh		9	G.Sheppard
12	P.Warren		9	A.Magill
12	P.Roach jnr		9	A.Malins

4th Side

18	J.Hendry		12	C.Lockyer
14	R.Fernandez		11	D.Berry
14	P.Warren		10	S.Amato
13	G.Sheppard		9	L.Herron
12	Greg Dickerson		8	P.Joseph

5th Side

30	K.Spencer		10	J.Katsikis
18	L.Dungey		5	P.Warren
18	C.Taylor		5	S.Henshall
17	J.Warren		4	S.Cairns
11	J.George		4	E.Daquino
10	M.Jolly			

6th Side

34	C.Taylor		3	J.Twomey
18	P.Smith		3	C.Strauss
16	A.Magill		2	S.George
5	R.Hampson		2	M.Massee
4	S.Lloyde		2	S.Amato
4	J.George		2	G.Scholes

Hundred Club

Player	Side	Score	Season	Opponent	Ground
Esmond, Ken	1	103	1958/59	Victoria Park	Raphael
Esmond, Ken	1	102*	1958/59	Floreat Park	Raphael
Esmond, Ken	1	138	1958/59	Graylands	Forrest
Down, Roy	1	101	1958/59	Graylands	Forrest
Sarre, Ron	1	118	1963/64	I.M.L.	Wyong
Tobin, David	2	118*	1964/65	Swanbourne	Allen
Rankin, Stuart	2	100	1966/67	Swanbourne	Allen
Browne, Neville	1	102*	1967/68	South Perth	Morris Mundy
Rankin, Stuart	1	132	1968/69	Subiaco City	Wyong
Hayward, Brian	1	106	1975/76	Maccabi	Higgins
Harmer, William (Bill)	3	106	1976/77	South Perth	Wyong
Verco, Graeme	1	187*	1977/78	Mosman Park	Davis
Harmer, William (Bill)	2	139	1979/80	Cockburn	Dubove
Hayward, Andrew	1	104	1979/80	Mosman Park	Wyong
Hayward, Brian	2	107	1980/81	Teachers	Centenary
Harmer, William (Bill)	2	113	1981/82	Coolbinia	Coolbinia
Hayward, Andrew	1	101	1981/82	Maccabi	Maccabean Memorial
Roberts, Phil	2	113	1983/84	Maccabi	Wyong
Hayward, Andrew	3	114*	1984/85	Hamersley/Carine	Monyash
Harbord, Gary	1	102*	1985/86	Swanbourne	Wyong
Roberts, Phil	2	114*	1986/87	Whitfords	Wyong
Dickerson, Greg J.	3	108	1987/88	Tuart Hill	Raphael
Kelly, Brendan	3	115*	1989/90	Bedford	Grand Promenade
Shepherd, Tim	3	103*	1990/91	Bedford	Deschamp
Formica, Gary	3	133	1991/92	South Perth	Forrest
Dickerson, Malcolm	3	166	1992/93	Swanbourne	Allen
Magill, Simon	2	111	1994/95	Girrawheen	Wyong
Sheppard, Greg	2	154	1994/95	Girrawheen	Wyong
Dungey, Donald (Lloyd)	3	103	1994/95	Melville	Tompkins
Berry, David P.	1	121*	1995/96	Melville	Tompkins
Sheppard, Greg	2	102	1995/96	Girrawheen	Wyong
Dungey, Donald (Lloyd)	3	100*	1995/96	Dianella/Alexander	Wyong
Ferguson, Kelsey	4	129	1995/96	Applecross	Bill Ellson
Berry, David P.	1	101*	1996/97	Hamersley/Carine	Carine
Warren, Justin	5	115*	1996/97	Shenton Park	Coker
Dickerson, Greg J.	3	100*	1996/97	Murdoch University	Murdoch University
Rickards, Damian	3	112	1996/97	Nedlands	David Cruikshank
Smyth, Jeremy	2	106	1996/97	Murdoch University	Wyong
Fernandez, Ron	4	101	1996/97	Murdoch University	Murdoch University
Warren, Justin	2	100*	1997/98	Hamersley/Carine	Carine
Berry, David P.	1	115*	1997/98	Doubleview	Edinburgh
Paap, Shane	1	220*	1998/99	Nedlands	College
Reilly, Michael	2	103	1999/00	Shenton Park	Rosalie
Reilly, Michael	1	102	1999/00	Wembley Downs	Flinders
Inkster, Paul	1	104	2000/01	Hamersley/Carine	College
Arcaro, Daniel	2	143	2000/01	Hamersley/Carine	Mcgillivray
Hewitt, Glen	5	102	2000/01	Tuart Hill	Wyong
Warren, Justin	3	120*	2000/01	Balcatta	Delawney
Sheppard, Greg	3	130	2000/01	Wembley Downs	Shelley
Dungey, Donald (Lloyd)	5	117	2000/01	South Perth	Maniana
Rickards, Damian	2	107	2000/01	South Perth	Scott
Berry, David P.	4	116	2001/02	Nollamara	Shelley
Trevenen, Hudson	1	108	2001/02	Doubleview	College
Fanayan, Farbod	2	106	2001/02	Bedford/Morley	Charles Veryard
Hewitt, Glen	5	117	2001/02	Balcatta	Delawney
Crossen, Thomas	1	110	2002/03	Ocean Ridge	Flinders
Arcaro, Daniel	1	116	2002/03	Nollamara	Des Penman

Hundred Club

Player	Side	Score	Season	Opponent	Ground
Rickards, Damian	5	117	2003/04	Bassendean	Ashfield
Fanayan, Omid	3	109	2003/04	Applecross	Wyong
Thomas, Andrew	3	117	2003/04	South Perth	James Miller
Jefferys, Stewart D.	3	120	2003/04	South Perth	James Miller
Smith, Peter C.	3	101*	2003/04	South Perth	James Miller
Hendry, Jamie	4	140	2003/04	Subiaco/Marist	Maniana
Trevenen, Hudson	1	116	2003/04	Subiaco/Marist	Newman College
Fanayan, Farbod	3	117*	2003/04	Wembley Districts	Shelley
Pattison, Ian	1	121	2004/05	Ocean Ridge	Flinders
Berry, David P.	3	113*	2004/05	Swan Valley	Baskerville
Elliott, Kieren	3	111	2004/05	Bedford/Morley	Shelley
Thomas, Andrew	3	100	2005/06	Swan Valley	Shelley
Harmer, Matthew J.	2	101	2005/06	Swan Valley	Swan Valley
Magill, Simon	2	108	2006/07	Wembley Districts	Wyong
Shearing, Steve J.	4	108*	2006/07	Balcatta	Delawney
Harmer, Matthew J.	2	102*	2006/07	Applecross	Wyong
Shearing, Steve J.	4	100*	2006/07	Bassendean	Jubilee
Taylor, Chris	6	105	2006/07	Subiaco/Marist	Rosalie
Coverdale, Paul S.	1	107*	2007/08	Swan Valley	Wyong
Taylor, Chris	6	164	2007/08	Bedford/Morley	R.A. Cook
Paice, Steve	3	144	2007/08	Frem./Mosman Park	Gil Fraser
George, Jamie	5	160	2007/08	Curtin Uni./Vic. Park	Raphael
Taylor, Chris	6	122	2007/08	Subiaco/Marist	Bentley PS
Fanayan, Omid	2	112	2007/08	Balcatta	Wyong
Magill, Anthony J.	6	112	2007/08	South Perth	Bentley PS
Duffy, Jack	4	101	2007/08	Bassendean	Jubilee
Wittensleger, Arden	1	140	2007/08	Ocean Ridge	Flinders

Top Ten – Most Wickets

Total Career

1286	G.Farrall		393	R.Ritchie
773	A.Malins		384	A.Hayward
567	G.Nairn		366	A.Magill
524	G.Woodhead		351	S.Rankin
410	John Williams		338	B.Trouchet

1st Side

605	G.Farrall		240	G.Nairn
327	B.Trouchet		236	S.O'Shea
318	S.Rankin		209	A.Magill
271	A.Malins		160	G.Woodhead
255	A.Hayward		155	E.Treasure

2nd Side

332	A.Malins		160	M.Harmer
326	G.Woodhead		154	M.Lukan
254	R.Ritchie		128	R.Harmer
229	G.Farrall		125	John Williams
201	R.Street		123	S.Farrall

3rd Side

446	G.Farrall		113	R.Harmer
180	John Williams		112	S.King
166	A.Malins		97	M.Lukan
146	J.George		96	P.Roach jnr
120	D.Scott		94	John Hughes

4th Side

125	G.Edmonds		57	K.De Jager
97	D.Gascoigne		55	J.Hendry
85	G.Nairn		53	A.Baldwin
69	C.Lockyer		51	D.Third
58	G.Sheppard		47	I.Dickerson

5th Side

137	G.Nairn		43	J.Nairn
90	W.Shaw		39	G.Edmonds
62	K.Spencer		36	D.George-Kennedy
54	M.Jolly		34	D.Randolph
53	B.Chapman		31	G.Hewitt

6th Side

32	P.Smith		13	C.Strauss
27	S.George		13	C.Taylor
19	M.Massee		12	J.George
19	A.Magill		8	H.Paku
18	G.Sheppard		6	Andrew Ross

Top Ten – Most Balls

Total Career

34219	G.Farrall		14627	G.Woodhead
27730	A.Malins		14081	I.Dickerson
20414	G.Nairn		12606	John Williams
15967	A.Hayward		11430	S.Rankin
14655	A.Magill		10394	M.Lukan

1st Side

15184	G.Farrall		9325	A.Malins
11561	A.Hayward		8569	A.Magill
10443	G.Nairn		7701	S.O'Shea
10353	S.Rankin		6148	I.Dickerson
9790	B.Trouchet		4724	G.Woodhead

2nd Side

12583	A.Malins		5458	M.Harmer
9041	G.Woodhead		5323	R.Harmer
7417	R.Street		5278	G.Farrall
6398	R.Ritchie		5141	I.Dickerson
5661	M.Lukan		4272	S.Farrall

3rd Side

13643	G.Farrall		3732	P.Roach jnr
5702	A.Malins		3662	S.King
4997	John Williams		3465	John Hughes
4595	D.Scott		3315	J.Hendry
4384	J.George		2983	M.Lukan

4th Side

3646	G.Edmonds		1859	G.Sheppard
3434	D.Gascoigne		1803	J.Hendry
2486	K.De Jager		1724	D.Third
2326	G.Nairn		1701	M.Massee
2018	C.Lockyer		1486	I.Dickerson

5th Side

4217	G.Nairn		1756	M.Jolly
2672	W.Shaw		1292	G.Edmonds
2479	B.Chapman		1241	D.Randolph
2276	K.Spencer		1158	G.Hewitt
2066	J.Nairn		989	S.Henshall

6th Side

591	P.Smith		384	A.Magill
552	M.Massee		321	C.Taylor
496	C.Strauss		312	J.George
467	S.George		168	R.Duncan
390	G.Sheppard		150	D.Swansson

Top Ten – Most Maidens

Total Career

1085	A.Malins		599	I.Dickerson
1021	G.Nairn		488	M.Lukan
738	G.Farrall		370	S.Rankin
656	A.Magill		357	S.O'Shea
613	A.Hayward		354	J.George

1st Side

468	G.Nairn		263	G.Farrall
441	A.Hayward		262	A.Malins
377	A.Magill		216	I.Dickerson
353	S.Rankin		210	B.Trouchet
295	S.O'Shea		196	C.Prescott

2nd Side

474	A.Malins		209	A.Magill
283	M.Lukan		181	G.Nairn
237	I.Dickerson		169	G.Woodhead
228	M.Harmer		169	R.Street
219	R.Harmer		150	K.Spencer

3rd Side

365	G.Farrall		149	J.Hendry
344	A.Malins		148	John Williams
237	D.Scott		147	M.Lukan
201	J.George		131	D.Gascoigne
155	John Hughes		130	P.Roach jnr

4th Side

158	D.Gascoigne		96	K.De Jager
152	G.Edmonds		93	J.Hendry
122	G.Nairn		79	S.Crane
99	M.Massee		71	I.Dickerson
97	C.Lockyer		61	D.Third

5th Side

241	G.Nairn		70	J.Nairn
106	K.Spencer		66	G.Edmonds
92	B.Chapman		43	C.Rickards
77	W.Shaw		39	G.Hewitt
71	M.Jolly		38	S.Henshall

6th Side

18	M.Massee		4	S.George
8	R.Duncan		3	C.Taylor
8	P.Smith		3	A.Davis
6	A.Magill		3	C.Strauss
5	J.George		2	K.Smith

7 Wickets in an Innings

Player	Side	Figures	Season	Opponent	Ground
Fitzpatrick C.	1	7/30	1953/54	Mt Lawley	Wellington Square
Tobin, Dennis	1	7/37	1954/55	Wembley 2	Raphael
Trouchet, Brian	1	7/20	1955/56	S.E.C.	
Ritchie, Roy	1	7/35	1956/57	Victoria Park	Forrest
Treasure, Edward (Ted)	1	7/12	1957/58	Wembley	Raphael
Trouchet, Brian	1	7/29	1958/59	Wembley	Wellington Square
Doley, Don	2	8/52	1959/60	Graylands	College
Trouchet, Brian	1	7/18	1961/62	Millars	Raphael
Jancey, Max	2	7/21	1961/62	Mosman Park	Raphael
Jancey, Max	2	8/49	1961/62	Nedlands	Wellington Square
Ritchie, Roy	2	8/73	1963/64	Mosman Park	Wyong
Farrall, Geoff	1	7/49	1966/67	Nollamara	Des Penman
Street, Eddie	2	7/24	1966/67	Mt Lawley	Wellington Square
Kewan, Ken	1	7/25	1967/68	Teachers	Wyong
Wiegele, Herb	2	7/18	1967/68	Mosman Park	Mann
Farrall, Geoff	2	7/15	1969/70	Victoria Park	Fraser
Farrall, Peter	1	7/45	1969/70	Claremont	Wyong
Farrall, Geoff	2	8/37	1969/70	Subiaco City	Wyong
Farrall, Geoff	2	8/16	1969/70	Nollamara	Des Penman
Malins, Anthony	1	7/38	1969/70	Teachers	Scarborough HS
Farrall, Peter	1	7/34	1969/70	Wembley	Swanbourne HS
Rankin, Stuart	1	7/47	1972/73	Subiaco City	Wyong
Farrall, Geoff	2	8/41	1972/73	Claremont	John Xxiii College
Farrall, Geoff	2	7/41	1972/73	Victoria Park	Raphael
Farrall, Geoff	1	8/26	1973/74	Nollamara	Des Penman
Rankin, Stuart	1	7/34	1974/75	South Perth	Ernest Johnson
Rankin, Stuart	1	8/37	1975/76	Nedlands	College
Street, Ron	2	7/19	1975/76	Tuart Hill	Higgins
Street, Ron	2	8/20	1975/76	Nedlands	John Xxiii College
Rankin, Stuart	1	7/38	1975/76	S.T.C.	Swanbourne HS
Rankin, Stuart	1	7/25	1975/76	S.T.C.	Swanbourne HS
Farrall, Geoff	3	7/55	1976/77	Doubleview	Higgins
Farrall, Geoff	3	7/44	1976/77	Wanneroo	Morris Mundy
Troy, Graeme	3	7/28	1978/79	Mosman Park	Wyong
Harmer, Ray	2	7/18	1978/79	Teachers	Kent Street HS
Hayward, Andrew	1	8/5	1979/80	Maccabi	Maccabean Memorial
Nairn, Gregory J.	2	7/40	1980/81	Teachers	Centenary
Stidolph, Ross	3	7/21	1981/82	City Beach	City Beach
Hayward, Andrew	1	7/37	1981/82	Old Wesley	Higgins
Skuthorp, William	1	9/24	1981/82	North Perth	Les Lilleyman
Hayward, Andrew	3	7/27	1983/84	Maccabi	Maccabean Memorial
Woodhead, George	2	7/32	1983/84	Tuart Hill	Coolbinia
Farrall, Geoff	3	8/27	1983/84	South Perth	Morris Mundy
Williams, John	2	9/67	1983/84	Whitfords	Bridgewater
Williams, John	2	7/21	1983/84	Nollamara	Des Penman
Malins, Anthony	2	7/37	1983/84	Victoria Park	Kent Street HS
Farrall, Geoff	3	7/35	1984/85	Girrawheen	Ferrara
Hayward, Andrew	1	7/48	1984/85	Nollamara	Wyong
Woodhead, George	2	7/74	1984/85	Bassendean	Wyong
Band, Ray	3	7/53	1986/87	Melville	Davis
King, Steve	3	7/34	1987/88	Tuart Hill	Raphael
Williams, Brian	2	7/53	1989/90	Wembley Downs	Luketina
Williams, John	3	7/55	1989/90	Victoria Park	Raphael
Dickerson, Ian	1	8/93	1992/93	Shenton Park	Wyong
Dickerson, Malcolm	2	7/14	1993/94	Murdoch University	Wyong
Dickerson, Greg J.	3	7/14	1993/94	Dianella/Alexander	Graham Burkett
Hayward, Andrew	3	7/25	1996/97	Frem./Mosman Park	Gil Fraser

7 Wickets in an Innings

Player	Side	Figures	Season	Opponent	Ground
Guy, Lindsay	4	8/25	1996/97	Doubleview	Coker
Magill, Anthony J.	2	7/29	1997/98	Tuart Hill	Wyong
Lukan, Mark	2	7/37	1998/99	Melville	Tompkins
Horne, Brendon	4	7/41	1998/99	Doubleview	Butlers
Pugh, Rick	4	7/42	1999/00	Bedford/Morley	Shelley
Dickerson, Ian	4	7/49	1999/00	Doubleview	Butlers
Long, Shayne	4	8/20	2000/01	Shenton Park	Churchlands College
Gascoigne, Derek	4	7/19	2000/01	Wembley	Shelley
O'Shea, Shaun	1	7/38	2002/03	Claremont/Nedlands	College
Crogan, Geoff	3	9/42	2002/03	Hamersley/Carine	Carine
Third, Darren	5	7/31	2002/03	Subiaco/Marist	Newman College
Nairn, Gregory J.	4	7/24	2003/04	Bedford/Morley	Wyong
George, Jamie	3	7/18	2003/04	South Perth	James Miller
Rickards, Craig	5	7/40	2003/04	Subiaco/Marist	Mclean
Nairn, Gregory J.	4	7/14	2003/04	Tuart Hill	Grenville
Magill, Anthony J.	2	8/35	2003/04	Doubleview	Butlers
O'Shea, Shaun	1	7/43	2004/05	Doubleview/Carine	Monyash
Nairn, Gregory J.	4	8/13	2004/05	Bedford/Morley	Shelley
Third, Darren	5	7/25	2004/05	Melville	Tompkins
De Jager, Ken	5	7/26	2004/05	Balcatta	Delawney
Retallack, Simon	5	7/19	2005/06	Whitfords	Maniana
Hendry, Jamie	3	7/35	2005/06	Frem./Mosman Park	Gil Fraser
Clark, Steven	1	7/49	2006/07	Doubleview/Carine	Monyash

Hattricks

Player	Side	Season	Opponent	Ground
B.Trouchet	1	1955/56	S.E.C.	
A.Spencer	1	1957/58	Wembley	Raphael
E.Treasure	1	1958/59	Wembley	Wellington Square
G.Farrall	1	1958/59	Floreat Park	Raphael
G.Farrall	1	1958/59	Graylands	Forrest
B.Pearson	2	1961/62	Mosman Park	Mann
G.Farrall	1	1964/65	Mosman Park	Riverton
H.Wiegele	2	1967/68	Mosman Park	Mann
S.Farrall	2	1969/70	Mosman Park	Mann
S.Rankin	1	1972/73	Swanbourne	Wyong
R.Harmer	2	1979/80	Teachers	Kent Street HS
W.Skuthorpe	1	1981/82	North Perth	Les Lilleyman
P.Hutton	1	1983/84	Nedlands	College
K.Harmer	3	1986/87	Murdoch University	Murdoch University
Robert Jones	3	1987/88	Bedford	Grand Promenade
D.Fox	3	1987/88	Mosman Park	Mann
G.Woodhead	3	1988/89	Shenton Park	Raphael
A.Malins	2	1989/90	Rossmoyne/Brentwood	Queens Park
Graham Dickerson	3	1992/93	Wembley	Shelley
J.George	3	1995/96	Doubleview	Centenary
R.Duncan	1	1995/96	Frem./Mosman Park	Wyong
C.Hewson	3	1997/98	Tuart Hill / High Wycombe	Sheldrake / Scott
C.Rickards	2	1998/99	Murdoch University	Wyong
M.Massee	4	2000/01	Bedford/Morley	R.A.Cook
J.George	3	2000/01	Doubleview	Butlers
S.O'Shea	1	2002/03	Melville	College

Top Ten – Dismissals

Total Career

277	G.Davies		161	M.Harmer
238	P.Warren		155	Geoff Dart
214	B.Hayward		152	K.Esmond
185	L.Dungey		146	G.Farrall
162	S.Tagliaferri		143	S.Mills

1st Side

141	S.Mills		107	A.Hayward
129	B.Hayward		98	G.Farrall
125	K.Esmond		89	D.Berry
115	P.Warren		77	L.Thompson
107	L.Dungey		64	P.Quartermaine

2nd Side

178	G.Davies		67	P.Kenrick
81	M.Harmer		61	B.Napier
77	B.Hayward		56	P.Farrall
74	S.Magill		47	P.Roberts
70	William Harmer		46	A.Malins

3rd Side

71	Geoff Dart		46	B.Napier
64	J.Warren		44	S.Jefferys
62	S.Tagliaferri		43	K.Harmer
61	B.Kelly		41	Greg Dart
55	S.Cairns		38	D.Wickramaratne

4th Side

46	C.Scott		26	P.Smith
35	G.Davies		25	B.Kelly
34	P.Warren		25	Geoff Dart
32	R.Fernandez		24	D.Gascoigne
32	T.Chapman		24	Michael Warren
27	Greg Dickerson			

5th Side

35	Geoff Dart		18	K.Spencer
33	B.Bindon		18	P.Warren
31	T.Chapman		17	S.Delane
26	D.Haines		16	L.Dungey
20	J.Warren		16	S.Cairns
20	J.Nairn		16	G.Nairn

6th Side

20	P.Smith		5	H.Paku
18	C.Taylor		5	G.McQueen
11	L.Harris		5	C.Strauss
8	C.McNab		4	A.Magill
8	J.George		4	G.Sheppard
5	T.Pringle		4	R.Budd

Club Scores

Highest Team Scores

<i>For:</i>	Season	Score	BCC Side	Opponent	Ground
	2007/08	405	2	Western Suburbs	Rosalie
	2003/04	5/402	3	South Perth	James Miller
<i>Against:</i>	Season	Score	BCC Side	Opponent	Ground
	1990/91	7/459	1	Mosman Park	Wyong
	2002/03	9/428	5	Whitfords	Shelley

Highest Team Scores at Current Home Grounds

<i>For:</i>	Season	Score	BCC Side	Opponent	Ground
	1994/95	6/354	2	Girrawheen	Wyong
	2005/06	317	3	Bassendean	Shelley
	2003/04	7/357	4	Subiaco/Marist	Maniana
	2007/08	4/319	5	Curtin Uni./Vic. Park	Bentley PS
<i>Against:</i>	Season	Score	BCC Side	Opponent	Ground
	1990/91	7/459	1	Mosman Park	Wyong
	2002/03	9/428	5	Whitfords	Shelley
	1999/00	286	5	Bedford/Morley	Maniana
	2006/07	8/256	5	Ocean Ridge	Bentley PS

Lowest Team Scores

<i>For:</i>	Season	Score	BCC Side	Opponent	Ground
	1965/66	11	2	Wembley	Wyong
	1956/57	15	1	Nedlands	
<i>Against:</i>	Season	Score	BCC Side	Opponent	Ground
	1958/59	14	1	Floreat Park	Raphael
	1955/56	15	1	R.P.H.	Wellington Square

Lowest Team Scores at Current Home Grounds

<i>For:</i>	Season	Score	BCC Side	Opponent	Ground
	1965/66	11	2	Wembley	Wyong
	2004/05	37	5	Applecross	Shelley
	2004/05	64	4	Wembley Districts	Maniana
	2006/07	72	5	Western Suburbs	Bentley PS
<i>Against:</i>	Season	Score	BCC Side	Opponent	Ground
	1983/84	30	2	Teachers	Wyong
	2007/08	50	5	Doubleview/Carine	Shelley
	2005/06	48	4	Balcatta	Maniana
	2006/07	93	5	Balcatta	Bentley PS

